



GOVERNMENT OF GOA

FINANCE ACCOUNTS

2022-2023

VOLUME – I

FINANCE ACCOUNTS
2022 - 2023

VOLUME - I

GOVERNMENT OF GOA

TABLE OF CONTENTS

SUBJECT	PAGES
VOLUME - I	
▪ Table of Contents	i
▪ Certificate of the Secretary (Finance), Government of Goa	iii
▪ Certificate of the Comptroller and Auditor General of India	v-vii
▪ Guide to the Finance Accounts	ix-xv
SUMMARISED STATEMENTS-	
1 : Statement of Financial Position	1-2
2 : Statement of Receipts and Disbursements	3-4
Annexure A. Cash Balances and Investments of Cash Balances	5-6
3 : Statement of Receipts (Consolidated Fund)	7-11
4 : Statement of Expenditure (Consolidated Fund)	12-18
5 : Statement of Progressive Capital Expenditure	20-27
6 : Statement of Borrowings and Other Liabilities	28-31
7 : Statement of Loans and Advances given by the Government	32-35
8 : Statement of Investments of the Government	36
9 : Statement of Guarantees given by the Government	38
10 : Statement of Grants-in-aid given by the Government	40-41
11 : Statement of Voted and Charged Expenditure	42-43
12 : Statement on Sources and Application of funds for expenditure other than on revenue account	44-47
13 : Summary of Balances under Consolidated Fund, Contingency Fund and Public Account	48-50
▪ Notes to Accounts	52-67
VOLUME – II	
PART – I - DETAILED STATEMENTS	
14 : Detailed Statement of Revenue and Capital Receipts by Minor Heads	68-97
15 : Detailed Statement of Revenue Expenditure by Minor Heads	98-148
16 : Detailed Statement of Capital Expenditure by Minor Heads and Sub-heads	150-201
17 : Detailed Statement of Borrowings and Other Liabilities	202-234
18 : Detailed Statement on Loans and Advances given by the Government	236-250
19 : Detailed Statement of Investments of the Government	252-296
20 : Detailed Statement of Guarantees given by the Government	298-304
21 : Detailed Statement on Contingency Fund and other Public Account transactions	306-317
22 : Detailed Statement on Investment of Earmarked Balances	318-320
PART – II – APPENDICES	
I : Comparative Expenditure on Salary	322-332
II : Comparative Expenditure on Subsidy	334-340
III : Grants-in-aid/Assistance given by the State Government (Institution wise and Scheme wise)	342-399
IV : Details of Externally Aided Projects	400-401
V : Expenditure on Schemes	402-455
A. Central Schemes (Centrally Sponsored Schemes and Central Schemes)	
B. State Schemes	
VI : Direct transfer of Central Scheme funds to implementing agencies in the State (Funds routed outside State Budgets) (Unaudited Figures)	456-460
VII : Acceptance and Reconciliation of Balances (As depicted in Statements 18 and 21)	462
VIII : Financial results of Irrigation and Electricity Schemes	463-468
IX : Commitments of the Government – List of Incomplete Capital Works	470-507
X : Maintenance Expenditure with segregation of salary and non-salary portion	508-510
XI : Major Policy Decisions of the Government during the year or new schemes proposed in the Budget	512-516
XII : Committed Liabilities of the Government	518
XIII : Re-organisation of the States- Items for which allocation of balances between/among the States has not been finalized	520-524

* * * * *


FINANCE ACCOUNTS OF THE GOVERNMENT OF GOA
FOR THE YEAR 2022 - 2023

CERTIFICATE


This compilation containing the Finance Accounts of the Government of Goa for the year 2022-2023 presents the accounts of receipts and disbursements for the purpose of the State of Goa for the year, together with the financial results disclosed by the revenue and capital accounts, the accounts of the public debt and the liabilities and assets as worked out from the balances recorded in the accounts. The Appropriation Accounts of the Government for the year for Grants and Charged Appropriations, presented separately, supplement this compilation.

Subject to the observations in this compilation, it is certified that, to the best of my knowledge and belief, these Accounts are correct statements of the receipts and disbursements of the Goa Government for the year 2022-2023.

Porvorim (Goa),
The


(DILIP K. HUMRASKAR)
Director of Accounts,
Government of Goa.

Porvorim (Goa),
The


(DR. V. CANDAVELOU)
Principal Secretary (Finance),
Government of Goa.

**Report of the Comptroller and Auditor General of India
Audit of the Finance Accounts of the Government of Goa**

Opinion

The Finance Accounts of the Government of Goa for the year ended 31 March 2023, present the financial position along with accounts of the receipts and disbursements of the Government for the year involving transactions from and /or to the Consolidated Fund, the Contingency Fund and Public Account of the State. The compilation of Finance Accounts comprises two Volumes: Volume – I contains the consolidated position of the state of finances and explanatory ‘Notes to Finance Accounts’ including a summary of Significant Accounting Policies and Volume – II depicts the accounts in detail. The Appropriation Accounts of the Government for the year for Grants and Charged Appropriations, which represent the budget comparison, are presented separately.

On the basis of the information and explanations that my officers required and have obtained and as a result of test audit of the accounts, in my opinion, the Finance Accounts read with explanatory ‘Notes to Finance Accounts’ present fairly the financial position and the receipts and disbursements of the Government of Goa for the year 2022-23.

Observations arising from audit of these accounts as well as audit conducted during the year or earlier years are contained in my Financial, Compliance and Performance Audit Reports on the Government of Goa being presented separately for the year ended 31 March 2023.

Basis of Opinion

The conduct of audit is in accordance with the CAG’s Auditing Standards. These Standards require that we plan and perform audits to obtain reasonable assurance that the accounts are free from material misstatement. An audit includes examination, on a test basis, of evidence relevant to the amounts and disclosures in the financial statements. The audit evidence that we have obtained provides a basis for my opinion.

Responsibilities for Preparation of the Initial and Subsidiary Accounts

The Government of Goa is responsible for obtaining authorisation of budget from the Legislative Assembly of Goa. The Government of Goa and those responsible for execution of budget such as Pay and Accounts Offices, treasuries, offices and departments of the Government of Goa are responsible for preparation and correctness of the initial and subsidiary accounts as well as for ensuring the regularity of transactions in accordance with the applicable laws, standards, rules and regulations. Also, they are responsible for rendering the initial and subsidiary accounts and information related thereto to the Director of Accounts and Finance Secretary, both of the Government of Goa for compilation and preparation of the Finance Accounts.

Responsibilities for Compilation of Annual Accounts

The Director of Accounts and Finance Secretary, both of the Government of Goa are responsible for compilation and preparation of Annual Accounts of the Government.

Responsibilities for the Audit of the Annual Accounts

The audit of the Annual Accounts is conducted through the Office of the Principal Accountant General (Audit) Goa, in accordance with the requirements of Articles 149 and 151 of the Constitution of India, and the Comptroller and Auditor General's (Duties, Powers and Conditions of Service) Act, 1971 for expressing an opinion on these Accounts based on the results of such audit.

Emphasis of Matter

I want to draw attention to:

1. The Minor Head 800 – Other Expenditure/800 – Other Receipts is to be operated only when the appropriate Minor Head has not been provided in the accounts.

During 2022-23, the State Government booked an expenditure of ₹ 5,684.74 crore under Minor Head 800 – Other Expenditure under 63 Major Heads of accounts, constituting 31.05 *per cent* of the total revenue and capital expenditure (₹ 18,309.92 crore). Routine booking of expenditure under the Minor Head, especially booking of almost one-third of the expenditure during 2022-23, rendered the accounts opaque.

[Reference: Paragraph 3 (iv) of NTA]

2. As on 31 March 2023, Detailed Countersigned Contingent (DCC) Bills in respect of a total of 474 Abstract Contingent (AC) Bills amounting to ₹ 124.75 crore were not received. Therefore, there was no assurance that the expenditure of ₹ 124.75 crore had actually been incurred for the purpose for which it was sanctioned/authorised by the Legislature. Out of 474 outstanding AC Bills, 176 DCC Bills amounting to ₹ 44.56 crore pertaining to the year 2022-23 were not submitted, leading to possible overstatement of expenditure in the year 2022-23.

[Reference: Paragraph 3 (vi) of NTA]


3. Thirty Government Departments did not submit 1,751 Utilisation Certificates (UCs) involving ₹ 739.46 crore which were due to be submitted during the year 2022-23. There was, therefore, no assurance that the expenditure of ₹ 739.46 crore had actually been incurred for the purposes for which it was authorised. In addition to this, 9,954 UCs for an amount of ₹ 1,806.94 crore due for submission up to the year 2021-22 were also outstanding as on 31 March 2023. Thus, a total of 11,705 UCs for an amount of ₹ 2,546.40 crore were due for submission as of 31 March 2023.

[Reference: Paragraph 3 (vii) of NTA]

4. A sum of ₹ 102.99 crore was held under 93 Personal Deposit Accounts/Personal Ledger Accounts by 21 Departments as on 31 March 2023. Out of 93 Administrators of PD Accounts, 15 Administrators have not reconciled their balances with the Directorate of Accounts.

[Reference: Para 3(v) of NTFA]

My opinion on the Finance Accounts is not modified due to Emphasis of Matter section.



Date:

Place: New Delhi

(GIRISH CHANDRA MURMU)
Comptroller and Auditor General of India

GUIDE TO THE FINANCE ACCOUNTS

A. Broad Over view of the Structure of Government Accounts

1. The Finance Accounts of the State of Goa present the accounts of receipts and outgoings of the Government for the year, together with the financial results disclosed by the Revenue and Capital accounts, the accounts of the Public Debt and the liabilities and assets of the State Government as worked out from the balances recorded in the accounts. The Finance Accounts are accompanied by Appropriation Accounts, which present comparison of expenditure against the Grants / Appropriations.
2. The Accounts of the Government are kept in the following three parts:

Part I: Consolidated Fund: This Fund comprises all revenues received by the State Government, all loans raised by the State Government (market loans, bonds, loans from the Central Government, loans from Financial Institutions, Special Securities issued to National Small Savings Fund, *etc.*), Ways and Means Advances (WMA) extended by the Reserve Bank of India (RBI) and all moneys received by the State Government in repayment of loans. No moneys can be appropriated from this Fund, except in accordance with law and for the purposes and in the manner provided by the Constitution of India. Certain categories of expenditure (*e.g.*, salaries of Constitutional authorities, loan repayments, *etc.*), constitute a charge on the Consolidated Fund of the State (*Charged Expenditure*) and are not subject to vote by the Legislature. All other expenditure (*Voted Expenditure*) is voted by the Legislature.

The Consolidated Fund comprises two sections: Revenue and Capital (including Public Debt, Loans and Advances). These are further categorised under 'Receipts' and 'Expenditure'. The Revenue Receipts section is divided into three sectors, *viz.*, 'Tax Revenue', 'Non Tax Revenue' and 'Grants-in-aid and Contributions'. These three sectors are further divided into sub-sectors like 'Goods and Services Tax', 'Taxes on Income and Expenditure', 'Fiscal Services', *etc.* The Capital Receipts section does not contain any sectors or sub-sectors. The Revenue Expenditure section is divided into four sectors, *viz.*, 'General Services', 'Social Services', 'Economic Services' and 'Grants-in-aid and Contributions'. These sectors in the Revenue Expenditure section are further divided into sub-sectors, like, 'Organs of State', 'Education, Sports, Art and Culture', *etc.* The Capital Expenditure section is sub-divided into seven sectors, *viz.*, 'General Services', 'Social Services', 'Economic Services', 'Public Debt', 'Loans and Advances', 'Inter-State Settlement' and 'Transfer to Contingency Fund'.

Part II: Contingency Fund: This Fund is in the nature of an imprest, which is established by the State Legislature by law, and is placed at the disposal of the Governor to enable advances to be made for meeting unforeseen expenditure pending authorisation of such expenditure by the State Legislature. The fund is recouped by debiting the expenditure to the concerned functional major head relating to the Consolidated Fund of the State. The Contingency Fund of the Government of Goa for 2022-23 is ₹ 100.00 crore.

GUIDE TO THE FINANCE ACCOUNTS - contd.

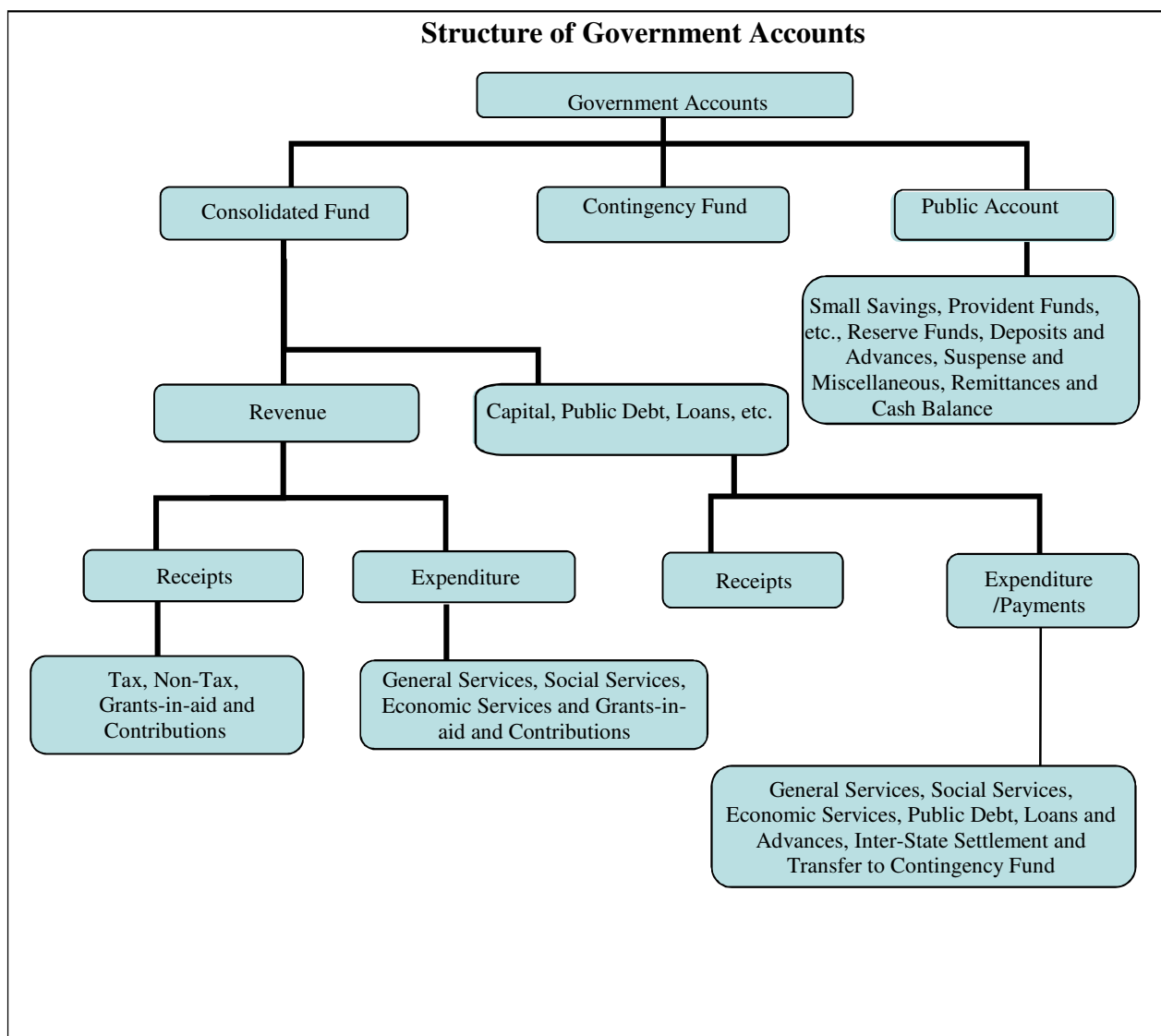
Part III: Public Account: All other public moneys received by or on behalf of the Government, where the Government acts as a banker or trustee, are credited to the Public Account. The Public Account includes repayable such as Small Savings and Provident Funds, Deposits (bearing interest and not bearing interest), Advances, Reserve Funds (bearing interest and not bearing interest), Remittances and Suspense heads (both of which are transitory heads, pending final booking). The net cash balance available with the Government is also included under the Public Account. The Public Account comprises six sectors, viz., 'Small Savings, Provident Funds, etc.', 'Reserve Funds', 'Deposit and Advances', 'Suspense and Miscellaneous', 'Remittances', and 'Cash Balance'. These sectors are further sub-divided into sub-sectors. The Public Account is not subject to the vote of the Legislature.

3. Government accounts in Goa State are presented under a five tier classification, viz., Major Heads (four digits), Sub-Major Heads (two digits), Minor Heads (three digits), Sub-Heads (two digits), Detailed Heads (two digits). Major Heads represent functions of Government, Sub-Major Heads represent sub-functions, Minor Heads represent programmes/activities, Sub-Heads represent schemes and Detailed Heads represent purpose/object of expenditure.
4. The main unit of classification in accounts is the Major Head which contains the following coding pattern (according to the List of Major and Minor Heads corrected upto 31 March 2023).

0005 to 1606	<i>Revenue Receipts</i>
2011 to 3606	<i>Revenue Expenditure</i>
4000	<i>Capital Receipts</i>
4046 to 7810	<i>Capital Expenditure (including Public Debt, Loans and Advances)</i>
7999	<i>Appropriation to the Contingency Fund</i>
8000	<i>Contingency Fund</i>
8001 to 8999	<i>Public Account</i>

GUIDE TO THE FINANCE ACCOUNTS - contd.

5. A pictorial representation of the structure of accounts is given below:



B. What the Finance Accounts contain

The Finance Accounts are presented in two volumes.

Volume I contains the Certificate of the Comptroller and Auditor General of India, the Guide to the Finance Accounts, 13 Statements which give summarised information on the financial position and transactions of the State Government for the current financial year and Notes to Finance Accounts. Description of 13 Statements and Notes to Finance Accounts in **Volume I** are given below:

1. **Statement of Financial Position:** This statement depicts the cumulative figures of assets and liabilities of the State Government, as they stand at the end of the year, and as compared to the position at the end of the previous year.

GUIDE TO THE FINANCE ACCOUNTS - *contd.*

2. **Statement of Receipts and Disbursements:** This statement depicts all receipts and disbursements of the State Government during the year in all the three parts in which Government accounts are kept, *viz.*, the Consolidated Fund, Contingency Fund and Public Account. In addition, it contains an annexure, showing alternative depiction of Cash Balances (including investments) of the Government. The Annexure also depicts the Ways and Means position of the Government in detail.
3. **Statement of Receipts (Consolidated Fund):** This statement comprises Revenue and Capital Receipts, Borrowings and Repayments of the Loans given by the State Government. This statement corresponds to Detailed Statements 14, 17 and 18 in Volume II of the Finance Accounts.
4. **Statement of Expenditure (Consolidated Fund):** In departure from the general depiction of the Finance Accounts up to the Minor Head level, this statement gives details of expenditure by nature of activity (objects of expenditure) also. This statement corresponds to Detailed Statements 15, 16, 17 and 18 in Volume II.
5. **Statement of Progressive Capital Expenditure:** This statement corresponds to the Detailed Statement 16 in Volume II.
6. **Statement of Borrowings and Other Liabilities:** Borrowings of the Government comprise Market Loans raised by it (Internal Debt) and Loans and Advances received from the Government of India. 'Other Liabilities' comprise 'Small Savings, Provident Funds, *etc.*', 'Reserve Funds' and 'Deposits'. The statement also contains a note on service of debt and corresponds to the Detailed Statement 17 in Volume II.
7. **Statement of Loans and Advances given by the Government:** This statement depicts all Loans and Advances given by the State Government to various categories of loanees like Statutory Corporations, Government Companies, Autonomous and Other Bodies/Authorities and recipient individuals (including Government servants). This statement corresponds to the Detailed Statement 18 in Volume II.
8. **Statement of Investments of the Government:** This statement depicts investments of the State Government in the equity capital of Statutory Corporations, Government Companies, other Joint Stock Companies, Co-operative institutions and Local Bodies. This statement corresponds to Detailed Statement 19 in Volume II.
9. **Statement of Guarantees given by the Government:** This statement summarises the guarantees given by the State Government on repayment of principal and interest on loans raised by Statutory Corporations, Government Companies, Local Bodies and Other institutions. This statement corresponds to Detailed Statement 20 in Volume II.
10. **Statement of Grants-in-aid given by the Government:** This statement depicts all Grants-in-aid given by the State Government to various categories of grantees, like, Statutory Corporations, Government Companies, Autonomous and Other Bodies/Authorities and individuals. Appendix III in Volume II provides details of the recipient institutions.

GUIDE TO THE FINANCE ACCOUNTS - *contd.*

11.Statement of Voted and Charged Expenditure: This statement assists in the agreement of the net figures appearing in the Finance Accounts with the gross figures appearing in the Appropriation Accounts.

12.Statement of Sources and Application of Funds for Expenditure other than on Revenue Account: This statement is based on the principle that Revenue expenditure is expected to be defrayed from Revenue Receipts, while Capital Expenditure of the year is met from Revenue Surplus, net credit balances in the Public Account, Cash Balance at the beginning of the year, and Borrowings.

13.Summary of Balances under Consolidated Fund, Contingency Fund and Public Account: This statement assists in establishing the accuracy of the accounts. This statement corresponds to the Detailed Statements 14, 15, 16, 17, 18 and 21 in Volume II.

Notes to Finance Accounts and Significant Accounting Policies

Notes to Finance Accounts provide disclosures and explanatory notes, which are intended to provide additional information / explanation relevant to the transactions, classes of transactions, balances, *etc.*, which shall be helpful to the stakeholders / users of the Finance Accounts.

Significant Accounting Policies, including basis of budget and financial reporting, requirements of Indian Government Accounting Standards (IGASs), form of accounts, classification between Capital and Revenue Expenditure, rounding off, periodical adjustments, *etc.*, are included as part of the Notes to Finance Accounts in Volume I of the Finance Accounts.

Volume II of the Finance Accounts contains two parts-nine Detailed Statements in Part I and 13 Appendices in Part II.

Part I of Volume II

14. Detailed Statement of Revenue and Capital Receipts by Minor Heads: This statement corresponds to the Summary Statement 3 in Volume I of the Finance Accounts. In addition to representing details of Revenue Receipts at Minor Head level, this statement depicts details at Sub Head level in respect of Grants-in-aid from Central Government.

15. Detailed Statement of Revenue Expenditure by Minor Heads: This statement, which corresponds to the Summary Statement 4 in Volume I, depicts the Revenue Expenditure of the State Government. Charged and Voted expenditure are exhibited distinctly.

16. Detailed Statement of Capital Expenditure by Minor Heads and Sub Heads: This statement, which corresponds to the Summary Statement 5 in Volume I, depicts the Capital Expenditure (during the year and cumulatively) of the State Government. Charged and Voted expenditure are exhibited distinctly. In addition to representing details of Capital Expenditure at Minor Head level, in respect of significant schemes, this statement depicts details at Sub Head level also.

GUIDE TO THE FINANCE ACCOUNTS - *contd.*

- 17. Detailed Statement of Borrowings and Other Liabilities:** This statement, which corresponds to the Summary Statement 6 in Volume I, contains details of all loans raised by the State Government (market loans, bonds, loans from the Central Government, loans from Financial Institutions, Special Securities issued to National Small Savings Fund, *etc.*), and Ways and Means advances extended by the Reserve Bank of India. This statement presents the information on loans under three categories: (a) details of individual loans; (b) maturity profile, *i.e.*, amounts payable in respect of each category of loans in different years; (c) interest rate profile of outstanding loans and annexure depicting Market Loans.
- 18. Detailed Statement of Loans and Advances given by the Government:** This statement corresponds to the Summary Statement 7 of Volume I.
- 19. Detailed Statement of Investments of the Government:** This statement depicts details of investments entity wise and Major and Minor Head wise details of Investments during the year, where there is a difference between Statement 16 and 19. This statement corresponds to Statement 8 in Volume I.
- 20. Detailed Statement of Guarantees given by the Government:** This statement depicts entity wise details of Government Guarantees. This statement corresponds to Statement 9 in Volume I.
- 21. Detailed Statement of Contingency Fund and Public Account Transactions:** This statement depicts at Minor Head level the details of un-recouped amounts under Contingency Fund, consolidated position of Public Accounts transactions during the year, and outstanding balances at the end of the year.
- 22. Detailed Statement of Investments of Earmarked Balances:** This statement depicts details of Investment from the Reserve Funds and Deposits (Public Account).

Part II of Volume II

Part II contains 13 Appendices on various items including Salaries, Subsidies, Grants-in-aid, Externally Aided Projects, *etc.* These details are presented in the accounts at Sub-Head level or below (*i.e.*, below Minor Head levels) and so are not generally depicted in the Finance Accounts. A detailed list of appendices appears at the 'Table of Contents' in Volume I and II. The statements and Notes to Finance Accounts read with the appendices present the financial position along with accounts of the receipts and disbursements of the Government for the year.

GUIDE TO THE FINANCE ACCOUNTS - *concl.d.*

C. Ready Reckoner:

The section below links the summary statements appearing in Volume I with the detailed statements and appendices in Volume II (Appendices which do not have a direct link with the Summary Statements are not shown below).

Parameter	Volume I	Volume II	
	Summary Statements	Detailed Statements	Appendices
Revenue Receipts (including Grants received), Capital Receipts	2,3	14	
Revenue Expenditure	2,4	15	I (Salary) II (Subsidy)
Grants-in-aid given by the Government	2,10		III (Grants-in-aid)
Capital Expenditure	1,2,4,5,12	16	I (Salary)
Loans and Advances given by the Government	1,2,7	18	
Debt Position/Borrowings	1,2,6	17	
Investments of the Government in Companies, Corporations etc.	8	19	
Cash	1,2,12,13		
Balances in Public Account and Investments thereof	1,2,12,13	21,22	
Guarantees	9	20	
Schemes			IV (Externally Aided Projects)

STATEMENT NO. 1 : STATEMENT OF FINANCIAL POSITION

Assets ¹	Reference		As on 31st March 2023	As on 31st March 2022
	(Sr. no.)			
	Notes to Accounts	Statement Number		
(₹ in crore)				
(1)	(2)	(3)	(4)	(5)
Cash				
(i) Cash in Treasuries	...	21
(ii) Departmental Balances	...	21	1.48	1.56
(iii) Permanent Imprest	...	21	0.35	0.34
(iv) Cash Balance Investments	...	21	546.48	721.16
(v) Deposits with Reserve Bank of India	5(vii)	21	136.41	-6.51
(vi) Investments from Earmarked Funds ²	...	22	1,280.03	1,105.47
Capital Expenditure				
(i) Investments in shares of Companies, Corporations, etc.	...	19	698.17	657.56
(ii) Other Capital Expenditure	...	16	29,118.04	25,733.22
Contingency Fund (un-recouped)	4	21
Loans and Advances	3(xii)	7,18	108.11	105.91
Advances with departmental officers	...	21	0.53	0.53
Suspense and Miscellaneous Balances ³	5(iii)	21	1,241.81	1,193.33
Remittance Balances	5(iii)	12,21	442.99	302.51
On account of rounding			0.03	0.02
Cumulative excess of expenditure over receipts ⁴	508.45
Total			33,574.43	30,323.55

1. The figures of assets and liabilities are cumulative figures. Please also see note 1 (ii) and 4(i) in the section 'Notes to Accounts'.
2. Investments out of earmarked funds in shares of companies etc are excluded under capital expenditure and included under 'Investments from Earmarked Funds'.
3. In this statement the line item 'Suspense and Miscellaneous Balances' does not include 'Cash Balance Investment Account', 'Departmental Balance' and 'Permanent Cash Imprest' which are included separately above, though the latter forms part of this sector elsewhere in these Accounts.
4. The cumulative excess of receipts over expenditure or expenditure over receipts is different from and not the fiscal/revenue surplus/deficit for the current year.

STATEMENT NO. 1 : STATEMENT OF FINANCIAL POSITION - *concl'd.*

Liabilities	Reference		As on 31st March 2023	As on 31st March 2022
	(Sr. no.)			
	Notes to Accounts	Statement Number		
(₹ in crore)				
(1)	(2)	(3)	(4)	(5)
Borrowings (Public Debt)				
(i) Internal Debt		6,17	21,174.06	20,321.17
(ii) Loans and Advances from Central Government				
Non-Plan Loans		6,17	83.45	83.58
Loans for State Plan Schemes		6,17	590.53	667.65
Loans for Central Plan Schemes		6,17	0.03	0.03
Loans for Centrally Sponsored Plan Schemes		6,17	8.28	8.28
Other Loans for States/UTs with Legislature Schemes		6,17	2,763.56	2,190.84
Contingency Fund (corpus)	4	21	100.00	100.00
Liabilities on Public Account				
(i) Small Savings, Provident Funds, etc.		6,17,21	2,445.41	2,510.43
(ii) Deposits		21	2,355.69	2,182.78
(iii) Reserve Funds	5(ii)	12,21,22	2,162.67	2,258.79
(iv) Remittance Balances	
(v) Suspense and Miscellaneous Balances	
Cumulative excess of receipts over expenditure ⁴		...	1,890.75	...
Total			33,574.43	30,323.55

* * * * *

STATEMENT NO. 2- STATEMENT OF RECEIPTS AND DISBURSEMENTS

RECEIPTS			DISBURSEMENTS		
	2022-23	2021-22		2022-23	2021-22
(₹ in crore)					
(1)	(2)	(3)	(4)	(5)	(6)
PART-I CONSOLIDATED FUND					
SECTION-A: REVENUE					
Revenue Receipts (Ref. Statement 3 & 14)	17,283.70	14,286.27	Revenue Expenditure (Ref. Statement 4-A, 4-B & 15)	14,884.49	14,226.88
Tax Revenue (raised by the State) (Ref. Statement 3 & 14)	7,826.93	5,805.23	Salaries ¹ (Ref. Statement 4-B & Appendix-I)	3,716.60	3,225.44
Non-tax revenue (Ref. Statement 3 & 14)			Subsidies ¹ (Ref. Statement 4-B & Appendix-II)	299.46	275.15
Interest receipts (Ref. Statement 3 & 14)	48.78	21.52	Grants-in-aid ^{2 (a)} (Ref. Statement 4-B, 10 & Appendix-III)	2,088.50	2,129.97
Others (Ref. Statement 3 & 14)	3,819.69	3,765.73	General Services (Ref. Statement 4 & 15)		
Total (Ref. Statement 3 & 14)	3,868.47	3,787.25	Interest Payments and servicing of debt (Ref. Statement 4-A, 4-B & 15)	1,896.44	1,832.53
			Pension (Ref. Statement 4-A, 4-B & 15)	1,836.91	1,641.82
Share of Union Taxes/Duties (Ref. Statement 3 & 14)	3,665.19	3,356.98	Others (Ref. Statement 4-B)	295.31	296.10
			Total-General Services (Ref. Statement 4-A & 15)	4,028.66	3,770.45
			Social Services (Ref. Statement 4-A & 15)	1,981.46	2,551.93
			Economic Services (Ref. Statement 4-A & 15)	2,769.81	2,273.94
Grants from Central Government (Ref. Statement 3 & 14)	1,923.11	1,336.81	Compensation and assignment to Local Bodies and PRIs (Ref. Statement 4-A & 15)
Revenue Deficit			Revenue Surplus	2,399.21	59.39
SECTION-B: CAPITAL					
Capital Receipts (Ref. Statement 3 & 14)	Capital Expenditure (Ref. Statement 4-A, 4-B & 16)	3,425.43	2,680.93
			Salaries ¹	47.08	30.85
			General Services (Ref. Statement 4-A & 16)	479.50	392.86
			Social Services (Ref. Statement 4-A & 16)	894.22	924.36
Total	Economic Services (Ref. Statement 4-A & 16)	2,004.63	1,332.86
Recoveries of Loans and Advances (Ref. Statement 3, 7 & 18)	2.10	2.16	Loans and Advances disbursed (Ref. Statement 4-A, 7 & 18)	4.31	3.87
General Services (Ref. Statement 3, 7 & 18)	General Services (Ref. Statement 4-A, 7 & 18)
Social Services (Ref. Statement 3, 7 & 18)	0.06	0.14	Social Services (Ref. Statement 4-A, 7 & 18)	1.20	...
Economic Services (Ref. Statement 3, 7 & 18)	0.28	-0.53	Economic Services (Ref. Statement 4-A, 7 & 18)	1.23	3.00
Others (Ref. Statement 7)	1.76	2.55	Others (Ref. Statement 7)	1.88	0.87

1. Salary, Subsidy and Grants in Aid figures have been summed up across all sectors to present a consolidated figure. The expenditure in this statement under the sectors 'General', 'Social' and 'Economic' services does not include expenditure on salaries, subsidies and grants-in-aid (explained in footnote 2 below).

2. Grants-in-Aid are given to statutory corporations, companies, autonomous bodies, local bodies etc by the Government which is included as a line item above. These grants are distinct from compensation and assignment of taxes, duties to the Local Bodies which is depicted as a separate line item 'Compensation and assignment to Local Bodies and Panchayat Raj Institutions.

(a) Grants-in-aid given as compensation and assignment to Local Bodies and PRTs is NIL.

STATEMENT NO. 2- STATEMENT OF RECEIPTS AND DISBURSEMENTS - *concl.*

RECEIPTS			DISBURSEMENTS		
	2022-23	2021-22		2022-23	2021-22
(₹ in crore)					
(1)	(2)	(3)	(4)	(5)	(6)
Public debt receipts (Ref. Statement 3, 6 & 17)	2,627.81	5,159.82	Repayment of Public Debt (Ref. Statement 4-A, 6 & 17)	1,279.45	2,618.21
Internal Debt (Market loans, NSSF etc.) (Ref. Statement 3, 6 & 17)	2,055.06	4,146.95	Internal Debt (Market loans, NSSF etc.) (Ref. Statement 4-A, 6 & 17)	1,202.17	2,522.97
Loans from GOI (Ref. Statement 3, 6 & 17)	572.75	1,012.87	Loans from GOI (Ref. Statement 4-A, 6 & 17)	77.28	95.24
Inter-State Settlement Account (Net)	Inter-State Settlement Account (Net)
Transfer to Contingency Fund	Transfer to Contingency Fund
Total, Receipts -Consolidated Fund (Ref. Statement 3)	19,913.61	19,448.25	Total, Expenditure - Consolidated Fund (Ref. Statement 4)	19,593.68	19,529.89
Deficit in Consolidated Fund	...	81.64	Surplus in Consolidated Fund	319.93	...
PART-II CONTINGENCY FUND					
Contingency Fund (Ref. Statement 21)	Contingency Fund (Ref. Statement 21)
PART-III PUBLIC ACCOUNT³					
Small Savings (Ref. Statement 21)	411.47	415.79	Small Savings (Ref. Statement 21)	476.49	439.29
Reserves & Sinking Funds (Ref. Statement 21)	355.96	321.91	Reserves & Sinking Funds (Ref. Statement 21)	626.65	315.42
Deposits (Ref. Statement 21)	928.79	748.07	Deposits (Ref. Statement 21)	755.89	675.72
Advances (Ref. Statement 21)	10.39	8.82	Advances (Ref. Statement 21)	10.39	8.82
Suspense and Miscellaneous⁴ (Ref. Statement 21)	28,408.39	19,421.79	Suspense and Miscellaneous⁴ (Ref. Statement 21)	28,282.12	19,316.13
Remittances (Ref. Statement 21)	5,039.74	3,486.89	Remittances (Ref. Statement 21)	5,180.22	3,567.68
Total Receipts - Public Account (Ref. Statement 21)	35,154.74	24,403.27	Total Disbursements - Public Account (Ref. Statement 21)	35,331.76	24,323.06
Deficit in Public Account	177.02	...	Surplus in Public Account	...	80.21
Opening Cash Balance	-6.51	-5.08	Closing Cash Balance	136.40	-6.51
Increase in Cash Balance	142.91	...	Decrease in Cash Balance	...	1.43

3. For details please refer to Statement No.21 in Volume II-Part-I.

4. Suspense and Miscellaneous includes "Other Accounts" such as Cash Balance Investment Account (Major Head - 8673) etc. The figures may appear huge on account of these Other Accounts. Details may please be seen in Statement No.21 in Volume II Part-I.

* * * * *

ANNEXURE A. CASH BALANCES AND INVESTMENTS OF CASH BALANCES

		(₹ in crore)	
		As on 31 st March 2023	As on 31 st March 2022
Overall cash position of the Government			
(a) General Cash Balance-			
Cash in Treasuries
Deposits with Reserve Bank of India	...	136.41	-6.51
Total	...	136.41	-6.51
Investments held in Cash Balance			
Investment Account	...	546.48	721.16
Total 'a'	...	682.89	714.65
(b) Other Cash Balance and Investments			
Cash with Departmental Officers	...	1.48	1.56
Permanent Advance for Contingent expenditure with Departmental Officers	...	0.35	0.34
Investments out of Earmarked Funds	...	1,280.03	1,105.47
Total 'b'	...	1,281.86	1,107.37
Total 'a' and 'b'	...	1,964.75	1,822.02

Explanatory Notes

- a) Cash and Cash Equivalents:** Cash and cash equivalents consist of cash in Treasuries and deposit with Reserve Bank of India and other Banks and Remittances in Transit, as stated below. The balance under the head 'Deposits with Reserve Bank of India' depicts the combined balance of the Consolidated Fund, Contingency Fund and the Public Account at the end of the year. To arrive at the overall cash position, the cash balances with Treasuries, Departments and Investments out of the Cash Balances/Reserve Funds etc are added to the balance in 'Deposits with RBI'.

Overall cash position of the Government		As on 31st March 2023	As on 31st March 2022
(i) Cash in Treasuries
(ii) Deposits with Reserve Bank of India ¹	...	136.41 (A)	-6.51
(iii) Investment held in Cash Balance Investment Accounts	...	546.48 (a)	721.16
(iv) Departmental Cash Balances	...	1.48	1.56
(v) Permanent Imprest	...	0.35	0.34
(vi) Investments out of Earmarked Funds	...	1,280.03	1,105.47
Total		1,964.75	1,822.02

- 1 The balance under the head 'Deposits with Reserve Bank' is arrived at after taking into account the Inter-Government monetary settlements pertaining to transactions of the financial year 2022-23 advised to the RBI till 10th April, 2023. The cash balance ('Deposits with RBI') above is the closing cash balance of the year as on 31st March but worked out by 10th April and not simply the daily balance on 31st March.
- (A) There was net difference of ₹ 0.51 crore (Credit) between the figure reflected in accounts ₹ 136.41 crore (Debit) and that intimated by Reserve Bank of India ₹ 136.92 crore (Credit) under the "Deposits with the Reserve Bank" included in the cash balance. The difference represents "Treasury/Bank difference of ₹ 0.51 crore (Credit). The difference is under reconciliation.
- (a) Please see details at explanatory note (d) on page 6

ANNEXURE A. CASH BALANCES AND INVESTMENTS OF CASH BALANCES - conclud.

- (b) Daily Cash Balance:** Under an agreement with the Reserve Bank of India, the State Government has to maintain a minimum cash balance of ₹ 0.19 crore with the Bank on all days. The balance in excess of ₹ 0.19 crore is invested by the Reserve Bank in 14 days Intermediate Treasury Bills for a minimum amount of ₹ 0.01 crore and in multiple of ₹ 0.01 crore. Whenever the balance falls below the stipulated minimum of ₹ 0.19 crore, Treasury Bills are rediscounted and the balance restored. In the event of the balance remaining below the agreed minimum after rediscounting all the Treasury Bills, the Reserve Bank grants Ways and Means Advances on the following scale:-

The limit for Ways and Means Advance:-

- | | |
|--------------------|--|
| (a) Normal (Clean) | (1) ₹ 203.00 crore from 1 st April, 2022 to 31 st March, 2023 |
| (b) Special | (1) ₹ 209.42 crore from 1 st April, 2022 to 31 st March, 2023. |

- (c) Limits for the Ways and Means Advances:** The limit for ordinary ways and means advances to the State Government was ₹ 203.00 crore with effect from 1st April, 2022 to 31st March, 2023. During the year 2022-2023, State Government of Goa has obtained an amount of ₹ 52.43 crore on account of Ways and Means Advances and repaid ₹ 52.43 crore (with opening balance Nil) leaving Nil as closing balance under the head. During the year, the total interest of ₹ 0.01 crore was paid. No outstanding interest balance remained unpaid at the end of the financial year 2022-23.

The extent to which the Government maintained the minimum cash balance with the Reserve Bank during 2022-23 is given below.

- | | | |
|--|-------|----------|
| (i) Number of days on which the minimum balance was maintained without taking any advances | ----- | 362 days |
| (ii) Number of days on which the minimum balance was maintained by taking normal/special Ways and Means Advances | ----- | 3 days |
| (iii) Number of days on which overdraft were taken | ----- | Nil |

- (d)** If even after the maximum advances have been given there is shortfall in the minimum cash balance, the shortfall is left uncovered. Overdrafts are given by the Bank if the State has minus balance after availing of maximum advances. During the year 2022-2023, there were no occasions on which the balance with the Reserve Bank of India fell short of the stipulated minimum resulting in overdraft amounting to Nil .

(e) Investment made from General Cash Balance :-		(Amount)
Investments		(₹ in crore)
(i) Government of India Treasury Bills		405.04
(ii) Other Investments		141.44
Total		546.48

- (f)** The amounts invested out of earmarked funds are shown in Statement No. 22.

* * * * *

STATEMENT NO. 3- STATEMENT OF RECEIPTS (CONSOLIDATED FUND)

I- TAX AND NON-TAX REVENUE

<i>Description</i>		Actuals	
		2022-23	2021-22
		(₹ in crore)	
	REVENUE RECEIPTS		
A.	Tax Revenue		
A.1	Own Tax Revenue		
0006	State Goods and Services Tax (SGST)	3,536.28	2,757.66
0029	Land Revenue	84.12	65.84
0030	Stamps and Registration fees	985.99	644.53
0039	State Excise	865.77	650.04
0040	Taxes on Sales, Trade etc.	1,898.76	1,383.26
0041	Taxes on Vehicles	411.73	261.10
0042	Taxes on Goods and Passengers	25.08	22.31
0045	Others Taxes and Duties on Commodities and Services	19.20	20.50
	Total A.1 Own Tax Revenue	7,826.93	5,805.24
A.2	Share of net proceeds of Taxes		
0005	Central Goods and Services Tax (CGST)	1,035.74	976.03
0020	Corporation Tax	1,228.62	1,009.21
0021	Taxes on Income other than Corporation Tax	1,199.77	1,000.80
0028	Other Taxes on Income and Expenditure	...	0.01
0032	Taxes on Wealth	...	0.16
0037	Customs	144.06	224.91
0038	Union Excise Duties	45.20	110.27
0044	Service Tax	5.77	32.26
0045	Others Taxes and Duties on Commodities and Services	6.03	3.33
	Total A.2 Share of net proceeds of Taxes	3,665.19	3,356.98
	Total -A. Tax Revenue	11,492.12	9,162.22

STATEMENT NO. 3- STATEMENT OF RECEIPTS (CONSOLIDATED FUND)-Contd.

I- TAX AND NON-TAX REVENUE-Contd.

<i>Description</i>		Actuals	
		2022-23	2021-22
		(₹ in crore)	
B.	Non-Tax Revenue		
0049	Interest receipts	48.78	21.52
0050	Dividend and Profits	1.47	1.61
0051	Public Service Commission	0.95	0.42
0055	Police	6.35	11.58
0056	Jails	0.01	0.02
0058	Stationery and Printing	4.39	3.43
0059	Public Works	4.30	3.84
0070	Other Administrative Services	436.67	309.40
0071	Contribution and Recoveries towards Pension and Other Retirement Benefits	2.10	1.97
0075	Miscellaneous General Services	5.73	11.47
0202	Education, Sports, Art and Culture	35.88	25.34
0210	Medical and Public Health	45.22	31.83
0211	Family Welfare	... *	...
0215	Water Supply and Sanitation	231.45	176.56
0216	Housing	1.38	1.24
0217	Urban Development	48.47	55.73
0220	Information and Publicity	... *	0.01
0225	Welfare of SCs STs and O.B.C.s	...	0.06
0230	Labour and Employment	9.21	6.98
0235	Social Security and Welfare	6.30	1.30
0401	Crop Husbandry	1.74	1.55
0403	Animal Husbandry	3.93	3.93
0404	Dairy Development	1.56	1.20
0405	Fisheries	6.02	6.31
0406	Forestry and Wild Life	6.82	4.83
0425	Co-operation	1.22	0.81
0435	Other Agricultural Programme	0.20	0.18
0515	Other Rural Development Programmes	0.07	0.04

* Less than ₹ 1.00 lakh.

STATEMENT NO. 3- STATEMENT OF RECEIPTS (CONSOLIDATED FUND)-Contd.**I- TAX AND NON-TAX REVENUE-Concl'd.**

<i>Description</i>		Actuals	
		2022-23	2021-22
		(₹ in crore)	
B.	Non-Tax Revenue - Concl'd.		
0700	Major Irrigation	1.00	297.40
0701	Medium Irrigation	12.65	316.76
0702	Minor Irrigation	18.78	77.05
0801	Power	2,757.06	2,191.12
0851	Village and Small Industries	0.46	0.05
0852	Industries	1.80	3.21
0853	Non- Ferrous Mining and Metallurgical Industries	99.60	129.20
1051	Ports and Lighthouses	10.40	7.38
1053	Civil Aviation	4.81	0.88
1054	Roads and Bridges	21.59	68.88
1056	Inland Water Transport	3.26	3.01
1452	Tourism	21.57	6.42
1456	Civil Supplies	0.25	0.01
1475	Other General Economic Services	5.01	2.75
	Total-B. Non Tax Revenue	3,868.46	3,787.28
II-GRANTS-IN-AID AND CONTRIBUTIONS FROM GOVERNMENT OF INDIA			
C.	Grants		
1601	Grants-in-aid from Central Government		
01	Non Plan Grants		
104	Grants under the proviso to Article 275 (1) of the Constitution
109	Grants towards contribution to State Disaster Response Fund	4.80	9.60
110	Grants under National Calamity Contingency Fund
800	Other Grants	42.34	108.35

STATEMENT NO. 3- STATEMENT OF RECEIPTS (CONSOLIDATED FUND)-Contd.
II-GRANTS-IN-AID AND CONTRIBUTIONS FROM GOVERNMENT OF INDIA-Concl'd.

<i>Description</i>		Actuals	
		2022-23	2021-22
		(₹ in crore)	
C.	Grants -Concl'd.		
02	Grants for State/Union Territory Plan Schemes		
101	Block Grants
800	Other Grants	0.23	149.70
03	Grants for Central Plan Schemes	64.74	35.98
04	Grants for Centrally Sponsored Plan Schemes	205.88	118.88
05	Grants for Special Plan Schemes
06	Centrally Sponsored Scheme	65.80	0.13
07	Finance Commission Grants	8.40	3.02
08	Other Transfer/Grants to States/Union Territories with Legislatures	1,530.90	911.16
	Total, C	1,923.09	1,336.82
	Total, Revenue Receipts (A+B+C)	17,283.67	14,286.32
III - CAPITAL, PUBLIC DEBT AND OTHER RECEIPTS			
D.	Capital Receipts		
	Disinvestment proceeds
	Others
	Total - D. Capital Receipts		
E.	Public Debt Receipts		
6003	Internal Debt		
101	Market Loans	1,350.00	2,000.00
110	Ways and Means Advances from the RBI	52.43	1,646.95
105	Loans from NABARD	500.00	500.00
108	Loans from N.C.D.C.
109	Loans from Financial Institutions	152.63	...
111	Special Securities issued to National Small Savings Fund of the Central Government
800	Other Loans

STATEMENT NO. 3- STATEMENT OF RECEIPTS (CONSOLIDATED FUND) - *Concl'd.*III - CAPITAL, PUBLIC DEBT AND OTHER RECEIPTS-*Concl'd.*

<i>Description</i>		Actuals	
		2022-23	2021-22
		(₹ in crore)	
6004	Loans and Advances from Central Government		
01	Non Plan Loans
02	Loans for State Plan Schemes
03	Loans for Central Plan Schemes
04	Loans for Centrally Sponsored Plan Schemes
09	Other Loans for States/UTs with Legislature Schemes	572.75	1,012.87
	Total - E. Public Debt Receipt	2,627.81	5,159.82
F.	Loans and Advances by State Government (Recoveries) ¹	2.10	2.17
G.	Inter-State Settlement Account (Net)
H.	Transfer to the Contingency Funds
	Total Receipts in Consolidated Fund (A+B+C+D+E+F+G+H)	19,913.58	19,448.31

Statement 3: Consolidated Fund Receipt for Year 2022-23

1	Grand Total as sum of rounded off totals of Sectors (₹ crore)	19,913.58
2	Grand Total as per the absolute figures (₹) from compilation	1,99,13,59,77,886.51
3	Grand total as rounded off from absolute figures (₹ crore)	19,913.60
4	Difference between (1) and (3)	-0.02

¹ Details are in Statement No. 7 in Volume -I and Statement No. 18 in Volume - II.

* * * * *

STATEMENT NO. 4- STATEMENT OF EXPENDITURE: (CONSOLIDATED FUND)

<i>Description</i>	<i>Revenue</i>	<i>Capital</i>	<i>L&A</i>	<i>Total</i>	
	<i>(₹ in crore)</i>				
(1)	(2)	(3)	(4)	(5)	
A. EXPENDITURE BY FUNCTION -					
A - General Services -					
A.1 - Organs of State -					
Parliament/State/Union Territory Legislatures	...	39.86	39.86
President, Vice President/Governor, Administrator of Union Territories	...	12.80	12.80
Council of Ministers	...	17.83	17.83
Administration of Justice	...	100.70	100.70
Election	...	31.85	31.85
TOTAL A.1	...	203.04	203.04
A.2 - Fiscal Services -					
Collection of Taxes on Income and Expenditure
Land Revenue	...	21.56	21.56
Stamps and Registration	...	20.86	20.86
Collection of Estate Duty, Taxes on Wealth and Gift Tax
Collection of other Taxes on property and Capital Transactions
Customs
Union Excise Duties
State Excise	...	22.40	22.40
Taxes on Sales, Trade etc.	...	27.50	27.50
Taxes on Vehicles	...	5.74	5.74
Other Taxes and Duties on Commodities and Services	...	2.34	2.34
Other Fiscal Services
Appropriation for Reduction or Avoidance of Debt	...	80.00	80.00
Interest Payments	...	1,816.44	1,816.44
TOTAL A.2	...	1,996.84	1,996.84

STATEMENT NO. 4 -STATEMENT OF EXPENDITURE: (CONSOLIDATED FUND)-contd.

<i>Description</i>		<i>Revenue</i>	<i>Capital</i>	<i>L&A</i>	<i>Total</i>
		<i>(₹ in crore)</i>			
(1)		(2)	(3)	(4)	(5)
A. EXPENDITURE BY FUNCTION - <i>contd.</i>					
A - General Services - <i>concl'd.</i>					
A.3 - Administrative Services -					
Public Service Commission	...	5.85	5.85
Secretariat-General Services	...	77.93	77.93
District Administration	...	77.62	77.62
Treasury and Accounts Administration	...	28.33	28.33
Police	...	635.38	8.38	...	643.76
Jails	...	21.22	21.22
Supplies and Disposals
Stationery and Printing	...	12.84	12.84
Public Works	...	116.20	164.87	...	281.07
External Affairs
Other Administrative Services	...	128.54	2.18	...	130.72
TOTAL A.3	...	1,103.91	175.43	...	1,279.34
A.4 - Pension & Misc. General Services -					
Pensions and Other Retirement Benefits	...	2,119.02	2,119.02
Miscellaneous General Services	...	9.41	304.68	...	314.09
TOTAL A.4	...	2,128.43	304.68	...	2,433.11
TOTAL A- General Services	...	5,432.22	480.11	...	5,912.33
B - Social Services -					
B.1 - Education, Sports, Art and Culture -					
General Education	...	1,996.58	32.63	1.20	2,030.41
Technical Education	...	173.09	9.85	...	182.94
Sports and Youth Services	...	71.40	30.00	...	101.40
Art and Culture	...	142.04	41.70	...	183.74
TOTAL B.1	...	2,383.11	114.18	1.20	2,498.49
B.2 - Health & Family Welfare -					
Medical and Public Health	...	1,334.51	78.42	...	1,412.93
Family Welfare	...	16.36	16.36
TOTAL B.2	...	1,350.87	78.42	...	1,429.29

STATEMENT NO. 4 -STATEMENT OF EXPENDITURE: (CONSOLIDATED FUND)- contd.

<i>Description</i>	<i>Revenue</i>	<i>Capital</i>	<i>L&A</i>	<i>Total</i>	
	<i>(₹ in crore)</i>				
(1)	(2)	(3)	(4)	(5)	
A. EXPENDITURE BY FUNCTION - <i>contd.</i>					
B - Social Services - <i>concl'd.</i>					
B.3 - Water Supply, Sanitation, Housing and Urban Development -					
Water Supply and Sanitation	...	240.35	382.25	...	622.60
Housing	...	15.49	57.89	...	73.38
Urban Development	...	130.91	235.68	...	366.59
TOTAL B.3	...	386.75	675.82	...	1,062.57
B.4 - Information and Broadcasting -					
Information and Publicity	...	65.42	65.42
TOTAL B.4	...	65.42	65.42
B.5 - Welfare of Scheduled Castes, Scheduled Tribes and other Backward Classes					
Welfare of Scheduled Castes, Scheduled Tribes and Other Backward Classes	...	126.72	29.91	...	156.63
TOTAL B.5	...	126.72	29.91	...	156.63
B.6 - Labour and Labour Welfare					
Labour and Employment	...	68.23	68.23
TOTAL B.6	...	68.23	68.23
B.7 - Social Welfare and Nutrition					
Social Security and Welfare	...	907.63	0.86	...	908.49
Nutrition	...	21.76	21.76
Relief on account of Natural Calamities	...	22.25	22.25
TOTAL B.7	...	951.64	0.86	...	952.50
B.8 - Others					
Other Social Services	2.00	...	2.00
Secretariat- Social Services
TOTAL B.8	...	0.00	2.00	...	2.00
TOTAL B. Social Services	...	5,332.74	901.19	1.20	6,235.13
C - Economic Services					
C.1 - Agriculture and Allied Activities					
Crop Husbandry	...	129.55	1.87	...	131.42
Soil and Water Conservation	...	3.27	22.47	...	25.74
Animal Husbandry	...	61.33	2.63	...	63.96
Dairy Development	...	59.43	59.43
Fisheries	...	42.49	5.71	...	48.20
Forestry and Wild Life	...	88.76	2.75	...	91.51
Food Storage and Warehousing	...	36.66	-16.28	...	20.38
Agricultural Research and Education	...	3.32	3.32
Co-operation	...	20.96	4.71	0.03	25.70
Other Agricultural Programmes	...	1.62	1.62
TOTAL C.1	...	447.39	23.86	0.03	471.28

STATEMENT NO. 4 -STATEMENT OF EXPENDITURE: (CONSOLIDATED FUND)- contd.

Description					
	Revenue	Capital	L&A	Total	
	(₹ in crore)				
(1)	(2)	(3)	(4)	(5)	
A. EXPENDITURE BY FUNCTION - contd.					
C - Economic Services - contd.					
C.2 - Rural Development					
Rural Employment	...	41.98	41.98
Other Rural Development Programmes	...	169.73	96.74	...	266.47
TOTAL C.2	...	211.71	96.74	...	308.45
C.3 - Special Areas Programmes					
Hill Areas	...	9.04	2.50	...	11.54
TOTAL C.3	...	9.04	2.50	...	11.54
C.4 - Irrigation and Flood Control					
Major Irrigation
Medium Irrigation	...	54.46	116.33	...	170.79
Minor Irrigation	...	54.47	105.16	...	159.63
Command Area Development	...	14.30	9.59	...	23.89
Flood Control and Drainage	...	20.53	63.72	...	84.25
TOTAL C.4	...	143.76	294.80	...	438.56
C.5 - Energy					
Power	...	2,744.14	478.12	...	3,222.26
Non-Conventional Sources of Energy	...	6.54	1.72	...	8.26
TOTAL C.5	...	2,750.68	479.84	...	3,230.52
C.6 - Industry and Minerals					
Village and Small Industries	...	24.82	28.24	1.20	54.26
Industries	...	62.90	62.90
Non-Ferrous Mining and Metallurgical Industries	...	11.49	11.49
Capital Outlay on Telecommunication and Electronic Industries	90.25	...	90.25
Other Outlays on Industries & Minerals	...	4.71	4.71
TOTAL C.6	...	103.92	118.49	1.20	223.61

STATEMENT NO. 4 -STATEMENT OF EXPENDITURE: (CONSOLIDATED FUND)- contd.

<i>Description</i>	<i>Revenue</i>	<i>Capital</i>	<i>L&A</i>	<i>Total</i>	
	<i>(₹ in crore)</i>				
(1)	(2)	(3)	(4)	(5)	
A. EXPENDITURE BY FUNCTION - <i>contd.</i>					
C - Economic Services - <i>concl'd.</i>					
C.7 - Transport					
Ports and Light Houses	...	10.84	4.20	...	15.04
Civil Aviation	...	6.78	28.52	...	35.30
Roads and Bridges	...	85.53	678.41	...	763.94
Road Transport	...	181.92	44.45	...	226.37
Inland Water Transport Services	...	46.20	17.38	...	63.58
Other Transport Services
TOTAL C.7	...	331.27	772.96	...	1,104.23
C.8 - Communication					
Postal Services
Telecommunication Services
Dividends to General Revenues
Appropriation From Telecommunications Surplus
Repayment of Loans taken from General revenues by Telecommunication
Overseas Communications Services
Satellite System
Other Communication Services
TOTAL C.8
C.9 - Science and Technology					
Other Scientific Research	...	25.19	125.99	...	151.18
Ecology and Environment	...	4.24	4.24
TOTAL C.9	...	29.43	125.99	...	155.42
C.10 - General Economic Services					
Secretariat- Economic Services	...	3.30	3.30
Tourism	...	61.90	128.93	...	190.83
Census Surveys and Statistics	...	9.23	9.23
Civil Supplies	...	12.32	12.32
Other General Economic Services	...	5.50	5.50
TOTAL C.10	...	92.25	128.93	...	221.18
TOTAL C. Economic Services	...	4,119.45	2,044.11	1.23	6,164.79

STATEMENT NO. 4 -STATEMENT OF EXPENDITURE: (CONSOLIDATED FUND)- *contd.*

<i>Description</i>	<i>Revenue</i>	<i>Capital</i>	<i>L&A</i>	<i>Total</i>
	<i>(₹ in crore)</i>			
(1)	(2)	(3)	(4)	(5)
A. EXPENDITURE BY FUNCTION - <i>concl.</i>				
D - Loans, Grants-in-aid & Contributions				
Compensation and Assignments to Local Bodies and Panchayati Raj Institutions
TOTAL D Grants-in-aid and Contributions
E - Public Debt				
Internal Debt of the State Government	1,202.17
Loans and Advances from the Central Government	77.28
TOTAL E- Public Debt	1,279.45
F - Loans and Advances				
Loans to Government Servants etc.	1.88
Miscellaneous Loans
TOTAL F- Loans and Advances	1.88
H - Transfer to Contingency Fund				
Appropriation to the Contingency Fund
TOTAL H- Transfer to Contingency Fund
Total of Loans, Grants-in-aid and Contribution
Total, Expenditure in Consolidated Fund ¹				
(A+B+C+D+E+F+H)	...	14,884.41	3,425.41	1,283.76
				19,593.58

Statement 4: Consolidated Fund Expenditure for Year 2022-23		
1	Grand Total as sum of rounded off totals of Sectors (₹ crore)	19,593.58
2	Grand Total as per the absolute figures (₹) from compilation	1,95,93,66,52,839.36
3	Grand total as rounded off from absolute figures (₹ crore)	19,593.67
4	Difference between (1) and (3)	-0.09

¹ Details are given in Statements No. 15, 16, 17 and 18 in Volume - II.

STATEMENT NO. 4 - STATEMENT OF EXPENDITURE (CONSOLIDATED FUND) - conclud.**B. EXPENDITURE BY NATURE**

<i>Object of Expenditure</i>	<i>2020-21</i>			<i>2021-22</i>			<i>2022-23</i>		
	<i>Revenue</i>	<i>Capital</i>	<i>Total</i>	<i>Revenue</i>	<i>Capital</i>	<i>Total</i>	<i>Revenue</i>	<i>Capital</i>	<i>Total</i>
(₹ in crore)									
Salary	2,901.49	20.92	2,922.41	3,225.44	30.85	3,256.29	3,716.60	47.08	3,763.68
Major works	...	1,036.48	1,036.48	...	1,647.78	1,647.78	...	2,172.33	2,172.33
Supplies and Materials	1,897.20	...	1,897.20	2,128.20	...	2,128.20	2,473.32	...	2,473.32
Grant-in-aid	1,980.52	...	1,980.52	2,129.97	...	2,129.97	2,088.50	3.60	2,092.10
Interest	1,590.37	...	1,590.37	1,782.53	...	1,782.53	1,816.44	...	1,816.44
Minor Works	697.41	...	697.41	1,335.67	...	1,335.67	553.60	...	553.60
Pensionary Charges	1,421.26	...	1,421.26	1,641.82	...	1,641.82	1,836.91	...	1,836.91
Other Charges	927.85	0.01	927.86	1,125.60	0.88	1,126.48	1,366.05	...	1,366.05
Other Capital Expenditure	...	876.19	876.19	...	899.08	899.08	...	1,090.86	1,090.86
Loans and Advances	...	1.61	1.61	...	3.87	3.87	...	4.30	4.30
Repayment of Borrowings	...	3,819.05	3,819.05	...	2,618.21	2,618.21	...	1,279.45	1,279.45
Office Expenses	166.03	...	166.03	246.82	...	246.82	240.28	...	240.28
Suspense	51.51	5.44	56.95	58.90	...	58.90	68.48	...	68.48
Subsidies	266.41	...	266.41	275.15	...	275.15	299.46	...	299.46
Contributions	88.13	44.93	133.06	144.72	55.69	200.41	294.69	46.67	341.36
Advertising and Publicity	22.53	...	22.53	17.24	...	17.24	33.31	...	33.31
Wages	36.74	...	36.74	37.36	...	37.36	40.63	...	40.63
Investments	...	11.00	11.00	...	7.55	7.55	...	57.50	57.50
Machinery and Equipment	...	28.36	28.36	...	52.07	52.07	...	16.02	16.02
Scholarship/Stipend	34.22	...	34.22	42.04	...	42.04	39.22	...	39.22
Professional Services	23.13	...	23.13	22.86	...	22.86	26.58	...	26.58
POL	13.93	...	13.93	18.04	...	18.04	23.71	...	23.71
Other Contractual Services	46.23	...	46.23	61.75	...	61.75	64.35	...	64.35
Motor Vehicles	...	1.96	1.96	...	10.39	10.39	...	7.94	7.94
Others (a)	33.04	-0.01	33.03	33.74	...	33.74	48.82	...	48.82
Deduct -Recoveries	-105.34	-28.61	-133.95	-100.96	-23.36	-124.32	-146.47	-16.57	-163.04
Total	12,092.66	5,817.33	17,909.99	14,226.89	5,303.01	19,529.90	14,884.48	4,709.18	19,593.66

(a) The detailed heads where expenditure is less than ₹ 10.00 crore and other than above are clubbed together and shown under the head "Others"

Statement 4: Consolidated Fund Expenditure for Year 2022-23

1. Grand Total as sum of rounded off totals of		19,593.66
2. Grand Total as per the absolute figures (₹) from		1,95,93,66,52,839.36
3. Grand total as rounded off from absolute figures		19,593.67
Difference between (1) and (3)		-0.01

* * * * *

STATEMENT NO. 5 - STATEMENT OF PROGRESSIVE CAPITAL EXPENDITURE

Major Head	Description	Expenditure during 2021-22	Progressive Expenditure up to 2021-22	Expenditure during 2022-23	Progressive Expenditure up to 2022-23	Percentage Increase(+)/ Decrease (-) during the year	
(₹ in crore)							
1	2	3	4	5	6	7	
A. Capital Account of General Services -							
1.	4055 - Capital Outlay on Police	...	5.40	58.89	8.38	67.27	55.19
2.	4058 - Capital Outlay on Stationery and Printing	10.78	...	10.78	...
3.	4059 - Capital Outlay on Public Works	...	130.67	1,101.84	164.87	1,266.71	26.17
4.	4070 - Capital Outlay on Other Administrative Services	...	8.08	130.26	2.18	132.44	-73.02
5.	4075 - Capital Outlay on Other Miscellaneous General Services	...	250.00	3,098.91	304.68	3,403.59	21.87
Total A-Capital Account of General Services		...	394.15	4,400.68	480.11	4,880.79	21.81
B. Capital Account of Social Services -							
(a) Capital Account of Education, Sports, Art and Culture -							
6.	4202 - Capital Outlay on Education, Sports, Art and Culture	...	132.91	1,759.35	114.19	1,873.54	-14.08
Total (a)		...	132.91	1,759.35	114.19	1,873.54	-14.08
(b) Capital Account of Health and Family Welfare -							
7.	4210 - Capital Outlay on Medical and Public Health	...	188.81	1,030.07	78.42	1,108.49	-58.47
8.	4211 - Capital Outlay on Family Welfare	0.30	...	0.30	...
Total (b)		...	188.81	1,030.37	78.42	1,108.79	-58.47
(c) Capital Account of Water Supply, Sanitation, Housing and Urban Development -							
9.	4215 - Capital Outlay on Water Supply and Sanitation	...	368.77	3,436.52	382.25	3,818.77	3.66
10.	4216 - Capital Outlay on Housing	29.37	57.89	87.26	100.00
11.	4217 - Capital Outlay on Urban Development	...	206.99	577.95	235.68	813.63	13.86
Total (c)		...	575.76	4,043.84	675.82	4,719.66	17.38

STATEMENT NO. 5 - STATEMENT OF PROGRESSIVE CAPITAL EXPENDITURE - *contd.*

Major Head	Description	Expenditure during 2021-22	Progressive Expenditure up to 2021-22	Expenditure during 2022-23	Progressive Expenditure up to 2022-23	Percentage Increase(+)/ Decrease (-) during the year	
(₹ in crore)							
1	2	3	4	5	6	7	
B. Capital Account of Social Services - <i>concl.</i>							
(e) Capital Account of Welfare of Scheduled Castes, Scheduled Tribes, Other Backward Classes and Minorities							
12.	4225 - Capital Outlay on Welfare of Scheduled Castes, Scheduled Tribes, Other Backward Classes and Minorities	...	29.35	143.48	29.91	173.39	1.91
	Total (e)	...	29.35	143.48	29.91	173.39	1.91
(g) Capital Account of Social Welfare and Nutrition -							
13.	4235 - Capital Outlay on Social Security and Welfare	...	0.78	25.80	0.86	26.66	10.26
	Total (g)	...	0.78	25.80	0.86	26.66	10.26
(h) Capital Account of Other Social Services -							
14.	4250 - Capital Outlay on Other Social Services	10.33	2.00	12.33	100.00
	Total (h)	10.33	2.00	12.33	100.00
	TOTAL B-Capital Account of Social Services	...	927.61	7,013.17	901.20	7,914.37	-2.85

STATEMENT NO. 5 - STATEMENT OF PROGRESSIVE CAPITAL EXPENDITURE - *contd.*

Major Head	Description	Expenditure during 2021-22	Progressive Expenditure up to 2021-22	Expenditure during 2022-23	Progressive Expenditure up to 2022-23	Percentage Increase(+)/Decrease (-) during the year	
(₹ in crore)							
1	2	3	4	5	6	7	
C. Capital Account of Economic Services -							
(a) Capital Account of Agriculture and Allied Activities -							
15.	4401 - Capital Outlay on Crop Husbandry	...	1.05	79.89	1.87	81.76	78.10
16.	4402 - Capital Outlay on Soil and Water Conservation	...	6.27	99.43	22.47	121.90	258.37
17.	4403 - Capital Outlay on Animal Husbandry	...	1.28	27.98	2.63	30.61	105.47
18.	4404 - Capital Outlay on Dairy Development	2.25	...	2.25	...
19.	4405 - Capital Outlay on Fisheries	...	10.24	82.40	5.71	88.11	-44.24
20.	4406 - Capital Outlay on Forestry and Wild Life	...	1.28	67.19	2.75	69.94	114.84
21.	4407 - Capital Outlay on Plantations	12.80	...	12.80	...
22.	4408 - Capital Outlay on Food Storage and Warehousing	...	-23.26	4.07	-16.28	-12.21	-30.01
23.	4415 - Capital Outlay on Agricultural Research and Education	3.70	...	3.70	...
24.	4425 - Capital Outlay on Co-operation	...	-0.09	123.03	4.71	127.74	-5333.33
Total (a)		...	-3.23	502.74	23.86	526.60	-838.70
(b) Capital Account of Rural Development -							
25.	4515 - Capital Outlay on Other Rural Development Programmes	...	51.06	101.47	96.74	198.21	89.46
Total (b)		...	51.06	101.47	96.74	198.21	89.46
(c) Capital Account of Special Areas Programme -							
26.	4551 - Capital Outlay on Hill Areas	...	2.77	49.74	2.50	52.24	-9.75
Total (c)		...	2.77	49.74	2.50	52.24	-9.75

STATEMENT NO. 5 - STATEMENT OF PROGRESSIVE CAPITAL EXPENDITURE - *contd.*

Major Head	Description	Expenditure during 2021-22	Progressive Expenditure up to 2021-22	Expenditure during 2022-23	Progressive Expenditure up to 2022-23	Percentage Increase(+)/ Decrease (-) during the year	
(₹ in crore)							
1	2	3	4	5	6	7	
C. Capital Account of Economic Services - <i>contd.</i>							
(d) Capital Account of Irrigation and Flood Control -							
27.	4701 - Capital Outlay on Medium Irrigation	...	61.58	1,634.99	116.33	1,751.32	88.91
28.	4702 - Capital Outlay on Minor Irrigation	...	69.90	953.79	105.16	1,058.95	50.44
29.	4705 - Capital Outlay on Command Area Development	...	5.74	96.11	9.59	105.70	67.07
30.	4711 - Capital Outlay on Flood Control Projects	...	52.93	767.95	63.72	831.67	20.39
	Total (d)	...	190.15	3,452.84	294.80	3,747.64	55.04
(e) Capital Account of Energy -							
31.	4801 - Capital Outlay on Power Projects	...	263.80	3,589.91	478.12	4,068.03	81.24
32.	4810 - Capital Outlay on New and Renewable Energy	...	0.74	11.45	1.72	13.17	132.43
	Total (e)	...	264.54	3,601.36	479.84	4,081.20	81.39
(f) Capital Account of Industry and Minerals -							
33.	4851 - Capital Outlay on Village and Small Industries	...	14.37	179.20	28.24	207.44	96.52
34.	4853 - Capital Outlay on Non-ferrous mining and Metallurgical Industries	0.91	...	0.91	...
35.	4859 - Capital Outlay on Telecommunication and Electronic Industries	90.25	90.25	100.00
36.	4885 - Other Capital Outlay on Industries and Minerals	112.38	...	112.38	...
	Total (f)	...	14.37	292.49	118.49	410.98	724.57

STATEMENT NO. 5 - STATEMENT OF PROGRESSIVE CAPITAL EXPENDITURE - *contd.*

Major Head	Description	Expenditure during 2021-22	Progressive Expenditure up to 2021-22	Expenditure during 2022-23	Progressive Expenditure up to 2022-23	Percentage Increase(+)/ Decrease (-) during the year
(₹ in crore)						
1	2	3	4	5	6	7
C. Capital Account of Economic Services - <i>concl.</i>						
(g) Capital Account of Transport -						
37.	5051 - Capital Outlay on Ports and Light Houses	...	0.01	48.66	4.20	52.86
38.	5053 - Capital Outlay on Civil Aviation	...	71.09	208.17	28.52	236.69
39.	5054 - Capital Outlay on Roads and Bridges	...	436.29	4,868.13	678.41	5,546.54
40.	5055 - Capital Outlay on Road Transport	...	18.30	250.96	44.45	295.41
41.	5056 - Capital Outlay on Inland Water Transport	...	17.05	119.33	17.38	136.71
42.	5075 - Capital Outlay on Other Transport Services	49.89	...	49.89
	Total (g)	...	542.74	5,545.14	772.96	6,318.10
(i) Capital Account of Science, Technology and Environment -						
43.	5425 - Capital Outlay on other Scientific and Environmental Research	...	141.61	463.53	125.99	589.52
	Total (i)	...	141.61	463.53	125.99	589.52
(j) Capital Account of General Economic Services -						
44.	5452 - Capital Outlay on Tourism	...	155.14	967.09	128.93	1,096.02
45.	5475 - Capital Outlay on General Economic Services	0.51	...	0.51
	Total (j)	...	155.14	967.60	128.93	1,096.53
	Total- (C) Capital Account of Economic Services	...	1,359.15	14,976.91	2,044.11	17,021.02
	Grand Total (A+B+C)	...	2,680.91	26,390.76	3,425.42	29,816.18

Statement 5: Consolidated Fund Capital Expenditure for Year 2022-23			
	Opening Bal	During the year	Closing Balance
1. Grand Total as sum of rounded off totals of Sectors (₹ crore)	26,390.76	3,425.42	29,816.18
2. Grand Total as per the absolute figures (₹) from compilation	2,63,90,78,01,706.00	34,25,43,04,239	2,98,16,21,05,945
3. Grand total as rounded off from absolute figures (₹ crore)	26,390.78	3,425.43	29,816.21
Difference between (1) and (3)			-0.03

STATEMENT NO. 5 - STATEMENT OF PROGRESSIVE CAPITAL EXPENDITURE - *contd.***Explanatory Notes****1. The financial results of Irrigations Works and Electricity Schemes .**

No Irrigation work has been declared as Commercial by the State Government.

The following electricity schemes were in operation during 2022-2023.

(A) Power Development Schemes in Goa —

- (i) Restructured Accelerated Power Development & Reforms Programme (R-APDRP)
- (ii) APDRP (State Scheme)
- (iii) Tribal Sub-Plan
- (iv) Normal Development Scheme
- (v) System Improvement Scheme
- (vi) Erection and augmentation of 33/11 KV Sub-Station line
- (vii) Construction of staff quarters and office buildings
- (viii) Strengthening of 220 KV Transmission Network.
- (ix) Underground cabling scheme.
- (x) Sub-transmission and distribution improvement scheme

				(₹ in crore)
				Progressive
1. Direct Capital Outlay	4,068.03
2. Direct Working Expenses	* ...	* 28,533.00
3. Revenue Receipts	** ...	** 30,218.89

** (Out of this ₹ 2,757.06 crore were received during the year)

* Figures are yet to be apportioned between the State of Goa and the Union Territory of Daman and Diu.

STATEMENT NO. 5 - STATEMENT OF PROGRESSIVE CAPITAL EXPENDITURE - *contd.*

2. The details of Government investments in the shares of Statutory Corporations, Government Companies, Other Joint Stock Companies and Co-operative Institutions are given in Statement No. 19.
 3. During the year 2022-2023 Government invested ₹ 57.50 crore in Government Companies. The difference of ₹ 0.29 crore between the amount of ₹ 715.06 crore (₹ 657.56 crore invested to the end of 2021-2022 plus ₹ 57.50 crore invested during the year 2022-23) and ₹ 714.77 crore is due to refund of ₹ 0.29 crore of Share Capital of previous years.
 4. The total investment of the Government in the Share Capital of different concerns at the end of 2020-2021, 2021-22 and 2022-2023, was ₹ 650.10 crore, ₹ 657.56 crore and ₹ 714.77 crore, respectively and the return in the form of dividend/interest was ₹ 1.29 crore, ₹ 1.61 crore and ₹ 1.47 crore respectively vide details given in Statement No.19.
-

STATEMENT NO. 5 - conclud.**Explanatory Notes- conclud.**

- 1 A summary of the Financial results of the working of the Departmentally managed Government Undertakings as disclosed by the latest available proforma accounts is given below:**

(₹ in crore)

Sr.No.	Name of the Undertaking/Scheme	Major Head under which expenses are accounted for	Year of Accounts	Capital Employed	Profit (+) / Loss (-)	Percentage of profit or loss to Capital employed	Year from which proforma accounts are due
01	Electricity Department, Panaji, Goa	2801 & 4801	2014-15	1,448.67	(-)203.18	(-)14.03	...
02	Electricity Department, Panaji, Goa	2801 & 4801	2015-16	1,471.57	(-)86.43	(-)5.87	...
03	Electricity Department, Panaji, Goa	2801 & 4801	2016-17	1,647.72	(-)101.82	(-)6.18	2017-18
04	River Navigation Department, Betim, Goa.	3056	2005-06	108.29	(-)10.53	(-)9.72	2006-07
05	Sewerage & Infrastructural Development Corporation of Goa Ltd.	4215	2021-22	18.98	(-)0.80	(-)4.22	2021-22

* * * * *

STATEMENT NO. 6 - STATEMENT OF BORROWINGS AND OTHER LIABILITIES

(i) Statement of Public Debt and Other Liabilities

Nature of Borrowings		Balance as on 1st April 2022	Receipts during the year	Repayments during the year	Balance as on 31st March 2023	Net Increase (+) or Decrease (-)		As Percent of total liabilities
						Amount	%	
1		2	3	4	5	6	7	8
(₹ in crore)								
A - Public Debt								
6003 - Internal Debt of the State Government								
Market Loans	...	17,514.00	1,350.00	850.00	18,014.00	500.00	2.85	59.45
Special Securities issued to National Small Savings Fund of the Central Government	...	1,686.77	...	166.83	1,519.94	-166.83	-9.89	5.02
Other Loans	...	1,120.40	705.06	185.34	1,640.12	519.72	46.39	5.41
6004 - Loans and Advances from the Central Government								
(01) Non-Plan Loans	...	83.58	...	0.13	83.45	-0.13	-0.16	0.28
(02) Loans for State/Union Territory Plan Schemes	...	667.64	...	77.12	590.52	-77.12	-11.55	1.95
(03) Loans for Central Plan Schemes	...	0.03	0.03	0.00
(04) Loans for Centrally Sponsored Plan Schemes	...	8.28	8.28	0.03
(07) Pre 1984-85 Loans
(09) Other Loans for States/UTs with Legislature Schemes	...	2,190.85	572.75	0.03	2,763.57	572.72	26.14	9.12
Total A-Public Debt	...	23,271.55	2,627.81	1,279.45	24,619.91	1,348.36	5.79	81.24
B - Other Liabilities								
Public Accounts								
Small Savings, Provident Funds etc.	...	2,510.43	411.47	476.49	2,445.41	-65.02	-0.93	8.07
Reserve Funds bearing interest	...	221.48	27.75	9.03	240.20	18.72	-5.20	0.79
Reserve Funds not bearing interest	...	931.84	328.21	617.62	642.43	-289.41	2.04	2.12
Deposits bearing interest	...	1,208.87	704.47	649.66	1,263.68	54.81	0.91	4.17
Deposits not bearing interest	...	973.91	224.32	106.24	1,091.99	118.08	6.74	3.60
Total B-Other Liabilities	...	5,846.53	1,696.22	1,859.04	5,683.71	-162.82	-2.78	18.76
Total Public Debt and Other Liabilities	...	29,118.08	4,324.03	3,138.49	30,303.62	1,185.54	4.07	100.00

#Detailed Account is in Statement No.17 and Statement No.21

STATEMENT NO. 6 - STATEMENT OF BORROWINGS AND OTHER LIABILITIES - contd.**Consolidated Fund Borrowings and Other Liabilities for Year 2022-23**

	Opening Bal	Receipt	Payment	Closing Balance
Grand Total as sum of rounded off totals of Sectors (₹ crore)	29,118.08	4,324.03	3,138.49	30,303.62
Grand Total as per the absolute figures (₹) from compilation	2,91,18,07,85,663.00	43,24,03,06,656	31,38,47,85,613	3,03,03,63,06,706
Grand total as rounded off from absolute figures (₹ crore)	29,118.08	4,324.03	3,138.48	30,303.63
Difference between (1) and (3)				-0.01

1. No law under Article 293 of the Constitution has been enacted by the State Legislature laying down the limits within which the State Government may borrow upon the security of the Consolidated Fund of the State.
2. Consequent upon the reorganisation of the Union Territories of Goa Daman and Diu into State of Goa (30th May 1987) and Union Territory of Daman and Diu (without Legislature) the balance of ₹ 433.86 crore on account of loans taken by the erstwhile Union Territory of Goa Daman and Diu from the Central Government was incorporated in the books of the State in the absence of a separate Consolidated Fund for the Union Territory of Daman and Diu. A balance of ₹ 149.49 crore stands included in the outstanding debt shown in the above table on that account. In the absence of specific provision in the Goa Daman and Diu Reorganisation Act 1987, the liability of repayment of this outstanding debt vests in the Union Government and not the State Government. Reference to that effect has been made to the Government of India and decision is awaited.

(ii) EXPLANATORY NOTES

1. **Ways and Means Advances from the Reserve Bank of India:** — These represent borrowings of a purely temporary nature which are payable within 12 months. Ways and Means Advances to the extent of ₹ 52.43 crore were obtained from Reserve Bank of India during the year 2022-2023. The amount was repaid alongwith interest of ₹ 0.01 crore. So also during the year 2022-23, there were no occasions in which the balance with the Reserve Bank of India fell short of the stipulated minimum balance resulting in overdraft amounting to nil. No outstanding interest balance remained unpaid at the end of the financial year.
2. **Loans and Advances from the Central Government:** — (a) ₹ 572.75 crore were received as loans from the Government of India during the year. Repayments of the loans received from the Government of India were made according to the terms and conditions of the loans.
3. **Other Loans :**— The particulars of the outstanding loans are given in Statement No. 17.
4. **Small Savings, Provident Funds etc.:** — The major portion of the balance relates to Provident Funds of Government servants. The particulars of the outstanding amount are given in Statement No. 17.

STATEMENT NO. 6 - STATEMENT OF BORROWINGS AND OTHER LIABILITIES - contd.**(ii) EXPLANATORY NOTES - contd.**

- 5. Loans from Small Savings Funds:** - Loans out of the collection in the Small Savings Scheme and Public Provident Fund in the Post Offices have been shared between the State Government and the Central Government in the ratio of 3:1. A separate fund viz. National Small Savings Funds was created in 1999 - 2000 for the purpose of release of loans out of Small Savings Collections. No loan was received during the year 2022-2023. However, ₹ 166.83 crore was repaid during the year. The balance outstanding at the end of the year was ₹ 1,519.94 crore as on 31/03/2023.

6. Market Loans:-

This refers to loans raised in the open market and having a currency of more than twelve months. Fresh loan of ₹1,350.00 crore were raised by the Government during the year 2022-23. A loan of ₹100.00 crore (7.81% GGS 2032), ₹100.00 crore (7.58% GGS 2037), ₹100.00 crore (7.58% GGS 2037), ₹100.00 crore (7.69% GGS 2032), ₹100.00 crore (7.74% GGS 2032), ₹100.00 crore (7.83% GGS 2032), ₹50.00 crore (7.69% GGS 2032), ₹100.00 crore (7.62% GGS 2032), ₹100.00 crore (7.55% GGS 2032), ₹100.00 crore (7.65% GGS 2032), ₹100.00 crore (7.62% GGS 2032), ₹200.00 crore (7.64% GGS 2038), ₹100.00 crore (7.64% GGS 2033) were raised by the Government during the year 2022-23. It was issued at price of 100 percent. These are redeemable at par on 01/06/2032, 07/09/2032, 21/09/2032, 28/09/2032, 19/10/2032, 27/10/2032, 23/11/2032, 30/11/2032, 14/12/2032, 21/12/2032, 28/12/2032, 04/01/2038 and 25/01/2033 respectively. The total loans were realised in cash. The particulars of outstanding market loans are given in Annexure to Statement No. 17.

Sinking Fund:- Government has constituted a Consolidated Sinking Fund for amortisation of loans raised in the open market. ₹ 121.11 crore were transferred to the Consolidated Sinking fund from revenue account during 2022-23.

CONSOLIDATED SINKING FUND ACCOUNT *				
(₹ in crore)				
Description of Loan	Balance on 1st April, 2022	Add Amount Appropriated from the Revenues	Add Interest on Investments	Balance on 31st March, 2023
1	2	3	4	5
Market Loans	711.51	60.00	61.11	832.62

* For details see Annexure to Statement No. 22 at Page No. 320

STATEMENT NO. 6 - STATEMENT OF BORROWINGS AND OTHER LIABILITIES - conclud.**(ii) EXPLANATORY NOTES - conclud.****7. Service of debt -**

Interest on debt and other obligations – The outstanding gross debt and other obligations and the total net amount of interest charges met from revenue during 2021-22 and 2022-23 are as shown below:-

		2022-23	2021-22	Net increase (+)/ decrease (-) during the year
		(₹ in crore)		
(i) Gross debt and other obligations outstanding at the end of the year				
(a) Public Debt and Small Savings, Provident Funds etc.	...	27,065.32	25,781.98	1,283.34
(b) Other obligations	...	3,238.30	3,336.10	-97.80
Total (i)	...	30,303.62	29,118.08	1,185.54
(ii) Interest paid by Government				
(a) On Public Debt and Small Savings, Funds etc.	...	1,744.17	1,718.90	25.27
(b) On other obligations	...	72.27	63.63	8.64
Total (ii)	...	1,816.44	1,782.53	33.91
(iii) Deduct				
(a) Interest received on loans and advances given by Government	...	1.16	1.64	-0.48
(b) Interest realised on investment of cash balances	...	31.43	17.86	13.57
Total (iii)	...	32.59	19.50	13.09
(iv) Net interest charges Total (ii) - Total (iii)	...	1,783.85	1,763.03	20.82
(v) Percentage of gross interest (item (ii)) to total revenue receipts	...	10.51	12.48	-1.97
(vi) Percentage of net interest (item (iv)) to total revenue receipts	...	10.32	12.34	-2.02

There were in addition certain other receipts of ₹ 16.19 crore such as interest from Interest on deposits towards land acquisition, University and Higher Education and Interest received from Bank in r/o NHM grants and Interest on "Miscellaneous" Account. If these are also deducted the net burden of interest on the revenue would be ₹ 1,767.66 crore which works out to 10.23 per cent of the Revenue. During the year the Government also received ₹ 1.47 crore as dividend on investments from various undertakings.

8. Appropriation for reduction or avoidance of Debt- During the year 2022-23 ₹ 60.00 crore was appropriated from Revenue (Major Head -2048-Appropriation for reduction or avoidance of debt) to Sinking Fund established for amortisation of Market Loans.

STATEMENT No.7. STATEMENT OF LOANS AND ADVANCES GIVEN BY THE GOVERNMENT

Sectors/Loanee Groups ¹	Balance on April 1st, 2022	Disburse-ments during the year	Repayments during the year	Loans and advances written off	Balance on March 31st, 2023	Increase(+)/ Decrease(-) during the year
1	2	3	4	5	6	7
(₹ in crore)						
General Services -						
Miscellaneous General Services	2.15	2.15	...
Total- General Services	2.15	2.15	...
Social Services -						
Universities/Academic Institutions	21.96	1.20	23.16	1.20
Medical & Public Health	0.20	0.20	...
Housing	50.49	50.49	...
Urban Development	1.00	1.00	...
Welfare of Scheduled Castes, Scheduled Tribes and
Other Backward Classes	-0.96	...	0.06	...	-1.02	-0.06
Social Security and Welfare	0.17	0.17	...
Total- Social Services	72.86	1.20	0.06		74.00	1.14
Economic Services -						
Agriculture and Allied Activities	14.01	0.03	0.17	...	13.87	-0.14
Rural Development	0.39	0.39	...
Industries and Minerals	7.40	1.20	8.60	1.20
General Economic Services (Tourism)	3.11	...	0.11	...	3.00	-0.11
Total- Economic Services	24.91	1.23	0.28		25.86	0.95
Loans to Government Servants -						
Government Servants	5.80	1.88	1.76	...	5.91	0.11
Total- Loans to Govt. Servant	5.80	1.88	1.76		5.91	0.11
Loans for Miscellaneous purposes -						
Loans for Miscellaneous purposes	0.20	0.20	...
Total – Loans for Miscellaneous purposes	0.20	0.20	...
Total – Loans and Advances	105.92	4.31	2.10	...	108.12	2.20

1. For details please refer to Statement No.18.

STATEMENT No.7. STATEMENT OF LOANS AND ADVANCES GIVEN BY THE GOVERNMENT-*concl*d.**Consolidated Fund Loans and Advances given by the Government for Year 2022-23**

	Opening Bal	Receipt	Payment	Closing Balance
Grand Total as sum of rounded off totals of Sectors (₹ crore)	105.92	2.10	4.31	108.12
Grand Total as per the absolute figures (₹) from compilation	1,05,91,68,745.00	2,09,73,498	4,30,11,400	1,08,12,06,647.00
Grand total as rounded off from absolute figures (₹ crore)	105.92	2.10	4.30	108.12
Difference between (1) and (3)				0.00

STATEMENT No.7. STATEMENT OF LOANS AND ADVANCES GIVEN BY THE GOVERNMENT - *contd.*(ii) *Recoveries in Arrears:*(a) Detailed accounts of loans are maintained by the Director of Accounts:- Recoveries of the following amount was due as on 31st March, 2023.

Description of Loans	Amount Outstanding as on 31 st March, 2023		
	Principal	Interest	Total
	(₹ in crore)		
6216- Loans for Housing	50.49	...	50.49

(b) Detailed loan Account maintained by the Departments :-

The information regarding arrears as on 31st March, 2023 of overdue principal and interest on loans of which the detailed accounts are maintained by the Departmental Officers was called for. The information is awaited from Departments/Offices.

Description of Loans	Amount Outstanding 31 st March, 2023		
	Principal	Interest	Total
	(₹ in crore)		
6075- Loans for Miscellaneous General Services (Collectorate South)	*	*	*
6202- Loans for Education, Sports, Art and Culture (Dte. of Education & Higher Education)	*	*	*
6210- Loans for Medical & Public Health (Directorate of Health Services)	*	*	*
6216- Loans for Housing (Directorate of Panchayat)	*	*	*
6217- Loans for Urban Development (Town & Country Planning)	*	*	*
6225- Loans for Welfare of SC, ST & OBC (Directorate of Social Welfare)	*	*	*
6235- Loans for Social Security & Welfare (Directorate of Social Welfare)	*	*	*
6245- Loans for Relief on account of Natural Calamities (Collectorate)	*	*	*
6401- Loans for Crop Husbandry (Directorate of Agriculture)	*	*	*
6402 -Loans for Soil and Water Conservation (Water Resource)	*	*	*
6403- Loans for Animal Husbandry (Directorate of Animal Husbandry)	*	*	*
6405- Loans for Fisheries (Directorate of Fisheries)	*	*	*
6425- Loans for Cooperation (Registrar of Co-operative Societies)	*	*	*
6515- Loans for Other Rural Development Programmes (Panchayat)	*	*	*
6701- Loans for Major and Medium Irrigation (Water Resource Department)	*	*	*

STATEMENT No.7. STATEMENT OF LOANS AND ADVANCES GIVEN BY THE GOVERNMENT - *concl.*(b) Detailed loan Account maintained by the Departments :- *concl.*

Description of Loans	Amount Outstanding as on 31 st March, 2023		
	Principal	Interest (₹ in crore)	Total
6705- Loans for Command Area Development (Water Resource Department)	*	*	*
6851- Loans for Village and Small Industries (Directorate of Industries)	*	*	*
6885- Other Loans to Industries and Minerals (Directorate of Industries)	*	*	*
7452- Loans for Tourism (Department of Tourism)	*	*	*
Total:	*	*	*
* Detailed Information awaited from the concerned Department.			

* * * * *

STATEMENT No. - 8. STATEMENT OF INVESTMENTS OF THE GOVERNMENT**SECTION-1: Comparative summary of Government Investment in the share capital of different concerns for 2021-22 and 2022-23.**

Name of the concern		2022-23			2021-22		
		Number of concerns	Investment at the end of the year	Dividend/ interest received during the year	Number of concerns	Investment at the end of the year	Dividend/ interest received during the year
1.		2.	3.	4.	5.	6.	7.
(₹ in crore)							
1. Statutory Corporations	...	2	18.02	0.86	2	18.02	0.86
2. Government Companies	...	19	552.38	0.37	19	516.48	0.73
3. Other Joint Stock Companies and Partnerships	...	78	0.03	...	78	0.03	...
4. Co-operative Banks and Societies	...	182	127.74	0.24	182	123.03	0.02
Total ...		281	698.17	1.47	281	657.56	1.61

Note 1: There is difference of ₹ 16.89 crore between the amount of ₹ 715.06 crore (₹ 657.56 crore invested to the end of 2021-2022 plus ₹ 57.50 crore invested during the year 2022-2023) and ₹ 698.17 crore is due to refund of ₹ 0.29 crore of share capital of previous years and proforma adjustment of ₹ 2.00 crore, ₹ 5.00 crore, ₹ 3.85 crore and ₹ 5.75 crore misclassified as Investment instead of Contributions, Major Work & Grant in Aid during the year 2002-03, 2016-17, 2009-10 and 2010-11 respectively .

* * * * *

STATEMENT No.9 - STATEMENT OF GUARANTEES GIVEN BY THE GOVERNMENT**A. Sector-wise details of Guarantees-****(₹ in crore)**

Sr. No.	Sector (No. of Guarantees within brackets)	Maximum Amount Guaranteed during the year	Outstanding at the beginning of the year	Addition during the year	Deletion (other than invoked) during the year	Invoked during the year		Outstanding at the end of year	Guarantee commission or fee		Other Material/Details
						Dis-charged	Not Dis-charged		Received	Receivable	
	1	2	3	4	5	6	7	8	9	10	11

1	Urban Development and Housing (1)#	260.00	204.67	...	122.33	82.34	...*	...*	...
2	Other Infrastructure (3)#	393.30	431.38	...	129.48	301.90	...*	...*	...
3	Any Other (4)#	88.56	26.34	0.51	6.17	20.68	...*	...*	...

Total	741.86	662.39	0.51	257.98	404.92	...*	...*	...
--------------	---------------	---------------	-------------	---------------	-----	-----	---------------	------	------	-----

Figures in brackets indicate the number of Institutions.

* It is exempted from the payment of Guarantees Fees.

* * * * *

STATEMENT NO. 10 - STATEMENT OF GRANTS-IN-AID GIVEN BY THE GOVERNMENT

(i) Grants-in-aid paid in cash

(₹ in crore)

Name / Category of the Grantee	Total funds released as Grants-in-aid			Funds allocated for creation of Capital Assets out of total funds released shown in Column (No 2)		
1	2			3		
	State Fund Expenditure	Central Assistance (including CSS/CS)	Total	State Fund Expenditure	Central Assistance (including CSS/CS)	Total
1 Panchayati Raj Institutions						
(i) Zilla Parishads
(ii) Panchayat Samities
(iii) Gram Panchayats	111.78	...	111.78
2 Urban Local Bodies						
(i) Municipal Corporations	3.74	...	3.74
(ii) Municipalities/ Municipal Councils	63.29	...	63.29
(iii) Others	7.86	...	7.86
Sports
Art and Culture
Town and Country Planning
3 Public Sector Undertakings						
(i) Government Companies	30.80	...	30.80
(ii) Statutory Corporations	1.98	...	1.98
4 Autonomous Bodies						
(i) Universities	69.89	...	69.89
(ii) Development Authorities	50.41	...	50.41
(iii) Cooperative Institutions	10.26	...	10.26
(iv) Others	1,248.05	...	1,248.05
5 Non-Government Organisations	306.91	...	306.91
6 Others	193.17	...	193.17
Total	2,098.14	...	2,098.14 *

STATEMENT NO. 10 - STATEMENT OF GRANTS-IN-AID GIVEN BY THE GOVERNMENT - *concl'd.*

(ii) Grants-in-aid given in kind

(₹ in crore)

Name / Category of the Grantee	Total funds released as Grants-in-aid			Funds allocated for creation of Capital Assets out of total funds released shown in Column (No 2)		
1	2			3		
	State Fund Expenditure	Central Assistance (including CSS/CS)	Total	State Fund Expenditure	Central Assistance (including CSS/CS)	Total
1 Panchayati Raj Institutions						
(i) Zilla Parishads
(ii) Panchayat Samities
(iii) Gram Panchayats
2 Urban Local Bodies						
(i) Municipal Corporations
(ii) Municipalities/ Municipal Councils
(iii) Others
3 Public Sector Undertakings						
(i) Government Companies
(ii) Statutory Corporations
4 Autonomous Bodies						
(i) Universities
(ii) Development Authorities
(iii) Cooperative Institutions
(iv) Others
5 Non-Government Organisations
6 Others
Total

* * * * *

STATEMENT No. 11 - STATEMENT OF VOTED AND CHARGED EXPENDITURE

Particulars	Actuals					
	2022-23			2021-22		
	Charged	Voted	Total	Charged	Voted	Total
1	2	3	4	5	6	7
(₹ in crore)						
Expenditure Heads (Revenue Account) ...	1,917.49	12,967.00	14,884.49	1,848.21	12,378.68	14,226.89
Expenditure Heads (Capital Account) ...	0.05	3,425.38	3,425.43	0.57	2,680.36	2,680.93
Disbursements under Public Debt, Loans and Advances, Inter-State Settlement and Transfer to Contingency Fund (a) ...	1,279.45	4.30 *	1,283.75	2,618.21	3.87	2,622.08
Total ...	3,196.99	16,396.68	19,593.67	4,466.99	15,062.91	19,529.90
(a) The figures have been arrived at as follows:-						
E. Public Debt						
Internal Debt of the State Government ...	1,202.17	...	1,202.17	2,522.97	...	2,522.97
Loans and Advances from the Central Government ...	77.28	...	77.28	95.24	...	95.24
F. Loans and Advances*						
Loans for General Services
Loans for Social Services	1.20	1.20
Loans for Economic Services	1.23	1.23	...	3.00	3.00
Loans to Government Servants, etc.	1.88	1.88	...	0.87	0.87
Loans for Misc. Purpose
G. Inter-State Settlement						
Inter-State Settlement
H. Transfer to Contingency Fund						
Transfer to Contingency Fund
Total ...	1,279.45	4.31	1,283.76	2,618.21	3.87	2,622.08

(*) A more detailed account is given in Statement No.18 at Page 236.

(i) The percentage of charged expenditure and voted expenditure to total expenditures during 2021- 22 and 2022-23 was as under:-

Year	Percentage of total expenditure	
	Charged	Voted
2021-22	23	77
2022-23	16	84

STATEMENT No. 11 - STATEMENT OF VOTED AND CHARGED EXPENDITURE-*concl'd.***Consolidated Fund Voted & Charged Expenditure for Year 2022-23**

Grand Total as sum of rounded off totals of Sectors (₹ crore)	19,593.67
Grand Total as per the absolute figures (₹) from compilation	1,95,93,66,52,839.36
Grand total as rounded off from absolute figures (₹ crore)	19,593.67
Difference between (1) and (3)	0.00

* * * * *

**STATEMENT No. 12 - STATEMENT ON SOURCES AND APPLICATION OF FUNDS FOR EXPENDITURE
OTHER THAN ON REVENUE ACCOUNT**

Heads	On 1st April 2022	During the Year 2022-23	On 31st March 2023	
1.	2.	3.	4.	
(₹ in crore)				
CAPITAL AND OTHER EXPENDITURE -				
<i>Capital Expenditure</i>				
A - General Services -	...	4,400.68	480.11	4,880.79
B - Social Services -				
Education, Sports, Art and Culture	...	1,759.34	114.19	1,873.53
Health and Family Welfare	...	1,030.37	78.42	1,108.79
Water Supply Sanitation, Housing and Urban Development	...	4,043.86	675.82	4,719.68
Welfare of Scheduled Castes, Scheduled Tribes and other Backward Classes	...	143.48	29.91	173.39
Social Welfare and Nutrition	...	25.79	0.86	26.65
Other Social Services	...	10.33	2.00	12.33
C - Economic Services -				
Agriculture and Allied Activities	...	502.72	23.86	526.58
Rural Development	...	101.47	96.74	198.21
Special Areas Programmes	...	49.74	2.50	52.24
Irrigation and Flood Control	...	3,452.84	294.80	3,747.64
Energy	...	3,601.36	479.84	4,081.20
Industry and Minerals	...	292.49	118.49	410.98
Transport	...	5,545.15	772.97	6,318.12
Science Technology and Environment	...	463.52	125.99	589.51
General Economic Services	...	967.62	128.93	1,096.55
TOTAL Capital Expenditure	...	26,390.76	3,425.43	29,816.19

**STATEMENT No. 12 - STATEMENT ON SOURCES AND APPLICATION OF FUNDS FOR EXPENDITURE
OTHER THAN ON REVENUE ACCOUNT - *contd.***

Heads	On 1st April 2022	During the Year 2022-23	On 31st March 2023
1.	2.	3.	4.
			(₹ in crore)
CAPITAL AND OTHER EXPENDITURE - <i>contd.</i>			
<i>Loans and Advances</i>			
Loans and Advances for various Services -			
Education, Sports, Art and Culture	...	21.96	1.20
Health and Family Welfare	...	0.20	...
Water Supply, Sanitation, Housing and Urban Development	...	51.49	...
Welfare of Scheduled Castes, Scheduled Tribes and other Backward Classes	...	-0.95	-0.06
Social Welfare and Nutrition	...	0.17	...
Others	...	2.15	...
Agriculture and Allied Activities	...	14.01	-0.14
Rural Development	...	0.38	...
Irrigation and Flood Control
Industry and Minerals	...	7.41	1.20
General Economic Services	...	3.11	-0.11
Loans to Government Servants etc.	...	5.79	0.11
Loans for Miscellaneous purposes	...	0.20	...
TOTAL - Loans and Advances	...	105.92	2.20
TOTAL - Capital and other Expenditure	...	26,496.68	3,427.63
			29,924.31

* Due to misclassification of repayment by the Department

**STATEMENT No. 12 - STATEMENT ON SOURCES AND APPLICATION OF FUNDS FOR EXPENDITURE
OTHER THAN ON REVENUE ACCOUNT - *contd.***

Heads	On 1st April 2022	During the Year 2022-23	On 31st March 2023	
1.	2.	3.	4.	
				(₹ in crore)
CAPITAL AND OTHER EXPENDITURE - <i>concl'd.</i>				
<i>Deduct -</i>				
Contribution from Miscellaneous Capital Receipts
Contributions from development funds reserve funds etc.
Add: On account of rounding	...	0.01		
Net- Capital and other Expenditure	...	26,496.68	3,427.64	29,924.32 (x)
PRINCIPAL SOURCES OF FUNDS -				
Revenue Surplus	...	2399.20		
Add- Adjustment on Account of retirement/ Disinvestment
Debt -				
Internal Debt of the State Government	...	20,321.17	852.89	21,174.06
Loans and Advances from the Central Government	...	2,950.38	495.47	3,445.85
Small Savings Provident Fund etc.	...	2,510.43	-65.02	2,445.41
TOTAL Debt	...	25,781.98	1,283.34	27,065.32
Other Obligations -				
Contingency Fund	...	100.00	...	100.00
Reserve Funds	...	2,258.80	-96.12	2,162.68
Deposits and Advances	...	2,182.25	172.91	2,355.16
Suspense and Miscellaneous (Other than those shown separately Government Account and Cash Balance Investment Account)	...	-1,195.25	-48.41	-1,243.66
Remittances	...	-302.51	-140.48	-442.99
TOTAL - Other Obligations	...	3,043.29	-112.10	2,931.19
TOTAL - Debt and other Obligations	...	28,825.27	1,171.24	29,996.51
<i>Deduct - Cash Balance</i>	...	-6.51	142.92	136.41
<i>Deduct - Investments</i>	...	1,826.63	-0.12	1,826.51
Add-Amount closed to Government Account during 2022-23
Net Provision of funds	...	27,005.15	3,427.64	28,033.59 (a)(y)

(a) Differs from ₹ 30,432.79 crore (₹27,005.15 crore plus ₹ 3,427.64 crore) by ₹ 2,399.20 crore (Revenue Surplus).

**STATEMENT No. 12 - STATEMENT ON SOURCES AND APPLICATION OF FUNDS FOR EXPENDITURE
OTHER THAN ON REVENUE ACCOUNT - *concl'd.***

Note:-

The difference of ₹ 1,890.75 crore between the net provision of funds(y) exhibited in the Statement and the net Capital and other expenditure (x) to the end of 31st March 2023 is explained below:-

	(₹ in crore)
(i) Net effect of balances taken over on 30 th May 1987 under Capital	-431.66
(ii) Accumulated Net Revenue Surplus	1,999.31
(iii) Appropriation to the Contingency Fund	-100.00
(iv) Net result of allocation of Capital Expenditure	424.26
(v) Inter-State Settlement	0.02
(vi) Proforma correction	-1.18
Net	<u>1,890.75</u>

* * * * *

**STATEMENT No. 13 - SUMMARY OF BALANCES UNDER CONSOLIDATED FUND,
CONTINGENCY FUND AND PUBLIC ACCOUNT**

A. The following is a summary of the balances as on 31st March 2023:-

Debit balance	Sector of the General Account	Name of Account	Credit balance
(₹ in crore)			(₹ in crore)
		Consolidated Fund	
27,925.46 (a)	A to E and G	Government Account	...
...	E	Public Debt	24,619.91
108.11	F	Loans and Advances	...
		Contingency Fund	
...		Contingency Fund	100.00
		Public Account	
...	I	Small Savings, Provident Funds, etc	2,445.41
	J	Reserve Funds	
...		(i) Reserve Funds Bearing Interest	
...		Gross Balance	286.79
46.59		Investments	...
		(iii) Reserve Funds not Bearing	
...		Interest	1,875.88
		Gross Balance	...
1,233.44		Investments	...
	K	Deposits and Advances	
		(a) Deposits Bearing Interest	1,263.68
		(b) Deposits not Bearing Interest	1,092.01
0.53		(c) Advances	...
	L	Suspense and Miscellaneous	
1,243.64		Other Items	...
546.48		Investments - Other Items	...
442.99	M	Remittances	...
136.41 (b)	N	Cash Balance	...
0.03		On account of rounding	
31,683.68		TOTAL	31,683.68

(a) Please see 'G' on page no. 50 to understand how this figure is arrived at.

(b) There was a difference between the figures reflected in the accounts and that intimated by the Reserve Bank of India regarding "Deposits with Reserve Bank" included in the Cash Balance. The discrepancy is under reconciliation. See also Foot note (A) on page 5.

**STATEMENT No. 13 - SUMMARY OF BALANCES UNDER CONSOLIDATED FUND,
CONTINGENCY FUND AND PUBLIC ACCOUNT - *contd.***

B. Government Account:-

Under the system of book-keeping followed in Government accounts, the amount booked under revenue, capital and other transactions of Government, the balances of which are not carried forward from year to year in the accounts, are closed to a single head called "Government Account". The balance under this head represents the cumulative result of all such transactions.

To this the balances under Public Debt, Loans and Advances, Small Savings, Provident Funds, Reserve Funds, Deposits and Advances, Suspense and Miscellaneous (Other than Miscellaneous Government Account), Remittances and Contingency Fund, etc. are added and the closing cash balance at the end of the year is to be worked out and proved.

The other headings in the summary take into account the balances under all accounts heads in Government books in regard to which Government has a liability to repay the money received or has a claim to recover the amounts paid and also heads of account opened in the books for adjustment of remittance transactions.

It must be understood that these balances can not be regarded as a complete record of the financial position of the Government as it does not take into account all the physical assets of the State, such as lands, buildings, communication, etc. nor any accrued dues or outstanding liabilities which are not brought to account under the cash basis of accounting followed by Government.

**STATEMENT No. 13 - SUMMARY OF BALANCES UNDER CONSOLIDATED FUND,
CONTINGENCY FUND AND PUBLIC ACCOUNT -concl.d.**

The net amount at the debit of Government Account at the end of the year has been arrived at as under:-

Dr. (₹ in crore)	Details	Cr. (₹ in crore)
26,899.23	A - Amount at the Debit of Government Account on 1st April, 2022	...
...	B - Receipt Heads (Revenue Account)	17,283.69
...	C - Receipt Heads (Capital Account)	...
14,884.49	D - Expenditure Heads (Revenue Account)	...
3,425.43	E - Expenditure Heads (Capital Account)	...
...	F - Suspense and Miscellaneous (Miscellaneous Government Accounts)	...
...	G - Amount at the debit of Government Account on 31st March, 2023	27,925.46
45,209.15	TOTAL	45,209.15

(i) In number of cases, there are unreconciled differences in the closing balance as reported in the statement of 'Receipts, Disbursements and Contingency Fund and Public Account' (Statement No.2 & 21) and that shown in separate Registers or other record maintained in the Account Office/ Departmental Offices for the purpose. Steps are being taken to settle the discrepancies.

(ii) The balances are communicated to the officers concerned every year for verification and acceptance thereof. In large number of cases such acceptances have not been received.

* * * * *

Notes to Finance Accounts for the year 2022-23

1. Summary of Significant Accounting Policies:

(i) Reporting Entity:

These accounts present the transactions of the Government of Goa. The accounts of receipts and expenditure of the Government of Goa have been compiled based on the initial accounts rendered by 2 Treasuries, 26 Public Works Divisions (14 Building, Roads and National Highways, 8 Water Supply and Sanitation, 2 Mechanical & Electrical, 1 Stores, 1 Quality Control), 8 Forest Divisions, 13 Irrigation / Water Resources Divisions, 18 Electricity Divisions, 2 Pay and Accounts Offices (North Goa and South Goa) and Advices of the Reserve Bank of India (RBI). No accounts have been excluded at the end of the year.

(ii) Reporting Period:

The reporting period of these accounts is 1 April 2022 to 31 March 2023.

(iii) Reporting Currency:

The accounts of the Government of Goa are reported in Indian Rupees (₹).

(iv) Form of Accounts:

Under Article 150 of the Constitution of India, the accounts of the Union and of the States are kept in such form as the President may, on the advice of the Comptroller and Auditor General of India, prescribe. The word "form" used in Article 150 has a comprehensive meaning so as to include the prescription not only of the broad form in which the accounts are to be kept but also the basis for selecting appropriate heads of accounts under which the transactions are to be classified, which forms the chart of accounts.

(v) Basis of Budget and Financial Reporting:

As per the provisions of Article 202 of the Constitution of India, a statement of estimated receipts and expenditure, the Annual Financial Statements (called Budget) for a financial year is presented to the legislature in form of grants / appropriations before the commencement of the financial year. Budget is presented on gross basis without the recoveries and receipts which are otherwise permitted to be set off in reduction of expenditure. All grants / appropriations relating to heads of budget and accounts, whose balances are not carried forward, lapse at the end of the financial year.

Budget and Accounts: Both budget and accounts of the State follow the same accounting period, cash basis of accounting and uniform basis of classification. The accounts are classified as per the List of Major and Minor Heads to the level of Minor Heads as notified by the Controller General of Accounts in consultation with the Comptroller & Auditor General of India. Classification followed below Minor Heads is as agreed to by the Office of the Principal Accountant General (Audit) in the state of Goa.

A separate budget comparison statement is presented as Appropriation Accounts, which represent actual disbursements in comparison to the grants/appropriations.

Cash basis: The accounts represent the actual cash receipts and disbursements during the reporting period with the exception of such book adjustments which are authorised. Receipts and disbursements in the Finance Accounts are on net basis; net of recoveries, deductions and refunds.

Book Adjustments: Book adjustments are non-cash transactions that appear in the accounts as adjustments / settlements. Some of these transactions take place at the level of the account rendering units, *e.g.*, treasuries, divisions, *etc.*, for adjustments of deductions and recoveries from salaries to Revenue Receipts/Loans/Public Account, 'nil' bills for transfer of moneys between the Consolidated Fund and Public Account, *etc.*

Book adjustments are also carried out at Office of the Directorate of Accounts, Government of Goa. These, amongst others, include booking for creation of and contribution to funds in Public Account by debit to Consolidated Fund (*e.g.*, State Disaster Response Fund, Central Road and Infrastructure Fund, Sinking Fund, *etc.*) crediting deposit heads of accounts in Public Account by debiting Consolidated Fund; annual adjustment of interest on General Provident Fund and State Government Group Insurance Scheme by debiting Major Head 2049-Interest Payments and crediting relevant Major Heads in Public Account; adjusting Debt waiver under the scheme of Government of India based on the recommendations of the Central Finance Commissions, recoupment of Contingency Fund, *etc.*

Classification between Capital and Revenue Expenditure: Significant expenditure incurred with the object of acquiring tangible assets of a permanent nature (for use in the organisation and not for sale in the ordinary course of business) or enhancing the utility of existing assets, are broadly defined as Capital expenditure. Subsequent charges on maintenance, repair, upkeep and working expenses, which are required to maintain the assets in a running order as also all other expenses incurred for the day to day running of the organisation, including establishment and administrative expenses are classified as Revenue expenditure. Capital and Revenue expenditure are shown separately in the Accounts.

Physical and Financial Assets and Liabilities: Physical Assets and Financial Assets (such as, investments, loans and advances made by the Government, *etc.*), as well as Liabilities, such as, debt, *etc.*, are measured at historical cost. Physical Assets are not depreciated, and financial assets are not amortized. Losses in Physical Assets at the end of their life are also not expensed or recognized.

Grants-in-aid: In compliance with the Indian Government Accounting Standard (IGAS) 2: Accounting and Classification of Grants-in-aid, grants-in-aid in cash is recognised as revenue expenditure at the time of disbursement even if it involves creation of assets by the grantee, except in cases specifically authorised by the President on the advice of the Comptroller and Auditor General of India. All grants received are recognised as revenue receipts. Details for meeting the requirements of accounting and classification of Grants-in-aid given by the State Government are depicted in Statement 10 and Appendix III of the Finance Accounts. Detailed information in respect of Grants-in-aid given in kind was not available.

Loans and advances: In compliance with the IGAS 3: Loan and Advances made by Government, details of loans and advances made by the State Government are disclosed in Statements 7 and 18 of the Finance Accounts. The closing balances depicted in Statements as on 31 March 2023, was as provided by the Loans and Advances section of Directorate of Accounts. These balances have not been reconciled with the Loanee Entities/Departments.

Retirement benefits: Retirement benefits disbursed during the reporting period have been reflected in the accounts, but the future pension liability of the Government towards employees under the Old Pension scheme, *i.e.*, the liability towards payment of retirement benefits for the past and the present service of its employees was not included in the accounts.

(vi) Rounding off:

These accounts present figures which are rounded off. Differences due to rounding off are given in the footnotes of the Statement concerned.

(vii) Cash Balance:

Cash balance as reported in the accounts is the balance of the State as at end of the 31 March of a year recorded in the Account of the State Government with the Central Accounts Section of the RBI. The cash balance reflects the balance after cash transactions involving Consolidated Fund, the Contingency Fund and Public Account of the State for the year. Book adjustments do not affect the cash balance. Cash balance reported in the Finance Accounts is subject to reconciliation with the book of the RBI.

(viii) Disclosure of Contingent & Committed liabilities:

Contingent liabilities are not recognised. In compliance with the IGAS 1: 'Guarantees given by the Governments', Sector and Class-wise details of guarantees are disclosed in Statements 9 and 20 of the Finance Accounts as per the details made available by the Finance Department (Budget).

The Government does not follow commitment accounting and the commitments are neither recorded nor the liability against commitment recognised in accounts. The future commitments have also not been disclosed under Appendix XII of the Finance Accounts.

(ix) Pass-through transactions:

Pass-through transactions in the nature of receipts collected by the State but required to be transferred to other entity are disclosed in the Notes to Finance Accounts. This includes transfer of 10 *per cent* of the collection of the year in the State CAMPA Fund to the National Fund on annual basis.

(For further details please refer to para 5 (ii) (A) (c))

2. Compliance with the Accounting Framework:**(i) Operation of unauthorized heads:**

During 2022-23, the Government of Goa did not make any budget provision under unauthorized Sub Heads (under the Revenue Section/ Capital section).

(ii) Opening of New Sub Heads/Detailed Heads of Accounts without advice:

According to Article 150 of the Constitution of India, the accounts of the State are to be kept in the form as advised by the Comptroller and Auditor General of India. During 2022-23 the State Government has not opened any new Sub Head in the budget, without seeking the advice of the Principal Accountant General as required.

3. Consolidated Fund:**(i) Goods and Services Tax:**

Goods and Services Tax (GST) was introduced with effect from 1 July 2017. During the year 2022-23, the State GST collection was ₹ 3,536.28 crore compared to ₹ 2,757.66 crore in 2021-22, registering an increase of ₹ 778.62 crore (28.23 *per cent*). This includes Advance Apportionment of IGST which amounted to ₹ 133.33 crore. In addition, the State received ₹ 1,035.74 crore as its share of net proceeds assigned to the State under Central Goods and Services Tax. The total receipts under GST were ₹ 4,572.02 crore. The State received compensation of ₹ 1,530.70 crore as Revenue receipt on account of loss of revenue arising out of implementation of GST during 2022-23.

Further, the State Government has not received any back-to-back loan from the Central Government in-lieu of GST Compensation during 2022-23.

During the year 2022-23, no adjustment entries of State GST (SGST) relating to the previous year(s) were carried out by the State Government due to difference between the RBI's figures and figures booked in the Finance Accounts.

The relevant figures are available in Statement No. 14 of the Finance Accounts.

(ii) Misclassification between Revenue and Capital Expenditure:

During the year 2022-23 there was no misclassification of expenditure between Capital and Revenue Sections.

This has reference to figures in Statements 4, 5, 15 and 16 of the Finance Accounts.

(iii) Reconciliation of Receipts and Expenditure between BCAs and Directorate of Accounts:

All Controlling Officers are required to reconcile receipts and expenditure of the Government with the figures accounted for by the Directorate of Accounts. During the year 2022-23, receipts amounting to ₹ 19,053.12 crore (95.68 *per cent* of total receipts) and expenditure amounting to ₹ 19,561.61 crore (99.84 *per cent* of total expenditure) were reconciled by the State Government. In comparison, receipts amounting to ₹ 12,356.13 crore (63.53 *per cent* of total receipts) and expenditure amounting to ₹ 14,395.07 crore (73.71 *per cent* of total expenditure) were reconciled by the State Government during 2021-22 *i.e.*, the previous year.

(iv) Bookings under Minor Head 800 - Other Expenditure and 800 - Other Receipts:

The Minor Head 800 - Other Expenditure/800 - Other Receipts is to be operated only when the appropriate minor head has not been provided in the accounts. Routine operation of Minor Head 800 should be discouraged since it renders the accounts opaque.

During the year 2022-23, ₹ 5,684.74 crore under 63 Major Heads of accounts, constituting 31.05 *per cent* of the total Revenue and Capital expenditure (₹ 18,309.92 crore) was classified under the Minor Head 800 - Other Expenditure in the accounts. During the previous year 2021-22, ₹ 4,708.07 crore under 61 Major Heads of accounts, constituting 28 *per cent* of the total Revenue and Capital expenditure (₹ 16,907.81 crore) was classified under the Minor Head 800 - Other Expenditure in the accounts.

Similarly, ₹ 858.07 crore under 43 Major Heads of Account, constituting 4.96 *per cent* of the total Revenue Receipts (₹ 17,283.70 crore) was classified under 800 - Other Receipts in the accounts. During the previous year, ₹ 502.85 crore under 42 Major Heads of Account, constituting 4 *per cent* of the total Revenue Receipts (₹ 14,286.27 crore) was classified under 800 - Other Receipts in the accounts.

This has reference to Statements 14, 15 and 16 of the Finance Accounts.

(v) Transfer of funds to Personal Deposit (PD) Accounts:

The PD accounts enable designated Drawing Officers to incur expenditure for specific purposes pertaining to a scheme.

During 2022-2023, an amount of ₹ 14.36 crore was transferred to these PD Accounts. In the month of March 2023, no amount was transferred from the Consolidated fund of Goa to their respective PD Accounts.

In terms of Rule 180 of Government of Goa (Receipt & Payments) Rules, 1997, the Administrator shall maintain detailed account of the scheme/projects for which it has been opened. 78 Administrators of PD Account out of 93 had reconciled and verified their balances with the treasury figures and 78 annual verification certificates were furnished by them to the Treasury Officer. 15 Administrators of PD Accounts had neither reconciled nor verified their balances with the treasury figures.

Details of the PD accounts as on 31 March 2023 are given below:

(₹ in crore)

Opening Balance as on April 2022		Addition during the year 2022-23		Closed/Withdrawal during the year 2022-23		Closing Balance as on 31 March 2023	
Number of Administrators	Amount	Number of Administrators	Amount	Number of Administrators	Amount	Number of Administrators	Amount
117	98.64	Nil	23.05*	24	18.70	93	102.99

* This includes ₹14.36 crore transferred from the State Consolidated Fund.

The relevant figures are available in Statement No. 21 of the Finance Accounts.

Details of the PD accounts as on 31 March 2022 are given below:

(₹ in crore)

Opening Balance as on April 2021		Addition during the year 2021-22		Closed/Withdrawal during the year 2021-22		Closing Balance as on 31 March 2022	
Number of Administrators	Amount	Number of Administrators	Amount	Number of Administrators	Amount	Number of Administrators	Amount
117	118.99	1	28.51*	1	48.86	117	98.64

* This includes ₹2.54 crore transferred from the State Consolidated Fund.

(vi) Unadjusted Abstract Contingent (AC) Bills:

Financial rules (Rule 290 of Central Treasury Rules) envisages that no moneys should be drawn from Government treasury unless it is required for immediate disbursement. In emergent circumstances, Drawing and Disbursing Officers (DDOs) are authorised to draw sums of money through Abstract Contingent (AC) bills by debiting Service Heads. In terms of Circular No. 12-1-97/Fin.(Exp) dated 25 July 2012 issued by the Finance Department, Government of Goa, DDOs are required to present Detailed Countersigned Contingent (DCC) bills containing vouchers in support of final expenditure within three months from the date of completion of the purpose for which the advance was drawn and in no case, beyond the period of three months from the date of drawl of such advance, unless otherwise permitted by the Administrative Department with the concurrence of the Finance Department.

Out of 785 AC bills amounting to ₹ 822.93 crore drawn during the year 2022-23, 64 AC bills amounting to ₹ 130.04 crore (15.80 *per cent*) were drawn in March 2023. DCC bills in respect of a total of 474 AC bills amounting to ₹ 124.75 crore as on March 2023 were not received. Details of unadjusted AC bills as on 31 March 2023 pending submission of DCC bills are given below:

Year	No. of unadjusted AC Bills	Amount (₹ in crore)
Up to 2021-22	298	80.19
2022-23	176	44.56
Total	474	124.75

Details of unadjusted AC bills as on 31 March 2022 pending submission of DCC bills are given below:

Year	No. of unadjusted AC Bills	Amount (₹ in crore)
Up to 2020-21	243	55.81
2021-22	187	37.38
Total	430	93.19

(vii) Utilisation Certificates (UCs) for Grants-in-Aid not received:

In terms of Rule 238 of the Goa General Financial Rules 2017, Utilization Certificates (UCs) in respect of Grants-in-Aid received by the grantee should be furnished by the grantee to the authority that sanctioned it, within 12 months from the date of receipt of grant or before applying for a further grant on the same object, whichever is earlier. To the extent of non-submission of UCs, there is a risk that the amount shown in Finance Accounts may not have reached the beneficiaries.

During the year 2022-23, ₹ 531.42 crore pertaining to 1,003 outstanding UCs for the period up to 2021-22 were cleared. The position of outstanding UCs as on 31 March 2023 is given below:

Year*	Number of UCs Outstanding	Amount (₹ in crore)
Up to 2021-22	9,954	1,806.94
2022-23 #	1,751	739.46
Total	11,705	2,546.40

* The year mentioned above relates to “Due Year” i.e., after 12 months of actual drawal.

Additions during the year was ₹ 926.86 crore (2,324 items), which will be due in 2023-24.

This has reference to the Statement 10 and Appendix III of the Finance Accounts.

(viii) Interest Adjustment:

Government is liable to pay/adjust interest in respect of balances under category J-Reserve Funds (a. Reserve Funds bearing interest) and K-Deposit and Advances (a. Deposits bearing interest), and for this purpose, specific Sub-Major Heads are provided in the List of Major and Minor Heads of Account.

Details of these Funds/Deposits and interest paid by the Government during the year 2022-23 are given below:

(₹ in crore)

Funds/Deposits	Balance on 1 April, 2022	Basis for calculation of interest	Interest due	Interest paid	Interest short paid
State Compensatory Afforestation Deposit	203.64	Interest calculated at the rate of 5.1 per cent, as per Finance Department U.O. No. 261/F dated 21/04/2021.	10.59	4.50	6.09
Total			10.59	4.50	6.09

Non-payment/short payment of the interest amounting to ₹ 6.09 crore has resulted in understatement of Revenue and Fiscal Deficit by ₹ 6.09 crore.

This has reference to figures in Statements 15, 21 and 22 of the Finance Accounts.

(ix) Guarantees given by the Government:

In terms of the Goa State Government Guarantees Act, 1993, the total outstanding Government Guarantees as on the first day of April of any year shall not exceed ₹ 1,500.00 crore.

During the year, cumulative amount guaranteed by State Government was ₹ 741.86 crore. The outstanding guarantees of ₹ 662.40 crore as on 1 April 2022, work out to 3.83 *per cent* of the State Revenue Receipts of the year 2022-23 (₹ 17,283.70 crore) and are within the limits prescribed.

The State Government has exempted the borrowing institutions from payment of Guarantee Fees.

The relevant figures are available in Statements 9, 14 and 20 of the Finance Accounts.

(x) Expenditure on Ecology and Environment:

The expenditure incurred by the State Government towards environment is depicted in the Finance Accounts up to the level of Minor Head under various functional head of accounts. During the year 2022-23, the Government of Goa incurred an expenditure of ₹ 4.24 crore against the budget allocation of ₹ 24.69 crore under Major Head 3435 - Ecology and Environment. During the previous year 2021-22, the Government of Goa incurred an expenditure of ₹ (-) 6.49¹ crore against the budget allocation of ₹ 29.48 crore under Major Head 3435 - Ecology and Environment.

This has reference to Statements 15 and 16 of the Finance Accounts.

(xi) Expenditure relating to unforeseen/extraordinary events:

During the year 2022-23, the Government of Goa did not open any specific and dedicated heads of accounts for relief measures relating to unforeseen/extraordinary events (e.g. COVID-19 Pandemic) under Revenue/Capital Expenditure.

(xii) Loans given by the State Government:

The Directorate of Accounts requested the departments concerned to furnish the details of loan balances where recoveries of principle and interest have not been effected during the past several years. However, the data was not made available by them. Hence, information regarding detailed loan accounts maintained by the departments was not available with the Directorate of Accounts.

This has reference to Statement 7 of the Finance Accounts.

¹Minus figure is due to returning of Performance Bank Guarantee of ₹ 15.00 crore from State Bank of India which was in favour of Chairman, Central Pollution Control Board, New Delhi.

(xiii) Committed Liabilities:

In terms of the Twelfth Finance Commission recommendations, action has been initiated by the Central Government to move towards accrual basis of accounting. However, as the transition would occur in stages, for a changeover to the accrual-based system of accounting, some additional information in the form of statement is required to be appended to the present system of cash accounting to ensure more transparency in decision-making. The State Government has to furnish information on Committed Liabilities, but the same has not been done.

This has reference to Appendix – XII of the Finance Accounts.

(xiv) Restructuring of Centrally Sponsored Schemes (CSSs)/Additional Central Assistance (ACA) excluding Block Grants:

Consequent to the merger of Plan/Non-Plan classification, the Central Assistance release is now classified as Central Assistance/Share under Centrally Sponsored Schemes.

The total expenditure booked under Centrally Sponsored Schemes, as on 31 March 2023, was ₹ 475.21 crore (Revenue Expenditure ₹ 267.32 crore and Capital Expenditure ₹ 207.89 crore), which includes expenditure out of Central Assistance and State share for Centrally Sponsored Schemes.

This has reference to Statements 15 and 16 of the Finance Accounts.

(xv) Direct transfer of Central Scheme Funds to Implementing Agencies in the State (Funds routed outside State Budget):

As per the PFMS portal of the CGA, ₹ 2,928.32 crore was directly received by the implementing agencies in the State during 2022-23. The total amount transferred by the Central Government to the State during the year 2022-23 was ₹ 4,851.43 crore (including amount transferred through the RBI).

The information on the Central Assistance/Share transferred to the intermediaries, directly to the beneficiaries and Direct Benefit Transfer (DBT) as well as amount transferred by the State Government to the intermediaries and directly to the beneficiaries could not be incorporated due to non receipt of information from the department concerned.

The direct transfer of funds to the implementing agencies has increased by 50.05 *per cent* as compared to 2021-22 (from ₹ 1,951.61 crore in 2021-22 to ₹ 2,928.32 crore in 2022-23).

Details are in *Appendix-VI of the Finance Accounts.*

(xvi) Off-Budget Liabilities of State Government:

Off-Budget Borrowings is a liability of the Government in as much as the principal and the interest thereon invariably are serviced through the Government Budget, either as assistance or grant to State entity. In the year 2022-23, the State Government of Goa did not provide Assistance/Grants on account of Off-Budget borrowings. During the year 2022-23, no guarantee was invoked.

(xvii) Transfer of funds to Single Nodal Agency (SNA) :

Ministry of Finance, Government of India vide letter No. 1(13)PFMS/FCD/2020 dated 23 March 2021 had notified procedure for release of funds under Centrally Sponsored Scheme (CSS) and monitoring utilization of the funds released through Single Nodal Agency (SNA). For each CSS, SNA is set up with own Bank Account in scheduled Commercial Bank authorised to conduct Government business by the State Government. As per the procedure, the State Government is to transfer the Central share received in its accounts to the concerned SNA's account alongwith corresponding State share.

The State Government received ₹ 305.15 crore being Central share during the year. As on 31 March 2023, the Government transferred ₹ 360.09 crore being Central share and corresponding State share of ₹ 209.27 crore to the SNAs. The total transfer of ₹ 569.36 crore was through Fully Vouched Contingent Bills (No amount was transferred through AC Bills, GIA bills or any other category of bills). Detailed vouchers and supporting documents of actual expenditure were not received by Directorate of Accounts from the SNAs. As per PFMS SNA-01 Report, ₹ 376.31 crore are lying unspent in the bank accounts of SNAs as on 31 March 2023.

4. Contingency Fund:

In exercise of the powers conferred by Section 4 of the Goa Contingency Fund Act, 1988, the State Government made the Goa Contingency Fund Rules, 2002 for regulating all matters connected with or ancillary to the custody of, payment of moneys into, and the withdrawal of moneys from, the Contingency Fund of the State of Goa. The Contingency Fund of the State of Goa has a corpus of ₹ 100.00 crore. At the end of 31 March 2023, no amounts remained un-recouped under various heads.

As on 31 March 2023, Contingency Fund had a balance of ₹ 100.00 crore.

The relevant figures are available in Statements 1, 2, and 21 of the Finance Accounts.

5. Public Account:

(i) National Pension System (NPS):

During the year 2022-23, total contribution to the NPS which is a Defined Contribution Pension Scheme was ₹ 526.66 crore (Employees' contribution ₹ 218.29 crore and Government's contribution ₹ 308.37 crore). The detailed information on Government contribution is available in Statement No. 15 of the Finance Accounts. The Government transferred ₹ 538.87 crore to the Public Account under Major Head 8342-117 Defined Contribution Pension scheme (difference of ₹ 12.21 crore relates to interest and arrears of Seventh Pay Commission).

During the year 2022-23, against the total collected funds of ₹ 658.22 crore (₹ 526.66 crore plus previous years' balance of ₹ 131.56 crore), ₹ 549.90 crore was transferred to NSDL/Trustee Bank. The balance amount of ₹ 108.32 crore was yet to be transferred to NSDL. Un-transferred amount, with accrued interest of ₹ 12.03 crore totaling ₹ 120.35 crore, represent outstanding liabilities of the Government under the Scheme.

(ii) (A) Reserve Funds bearing Interest:

(a) State Disaster Response Fund (SDRF):

In terms of guidelines on constitution and administration of the State Disaster Response Fund (under Major Head '8121 - General & Other Reserve Funds' which is under interest bearing section), the Central and State Governments are required to contribute to the fund in the proportion of 75:25. During the year 2022-23, the State Government received ₹ 9.60 crore as Central Government's share. The State Government's share during the year was ₹ 3.20 crore. The State Government transferred ₹ 15.25 crore (Central share ₹ 9.60 crore, State share ₹ 3.20 crore and interest earned on investment ₹ 2.45 crore) to the Fund under Major Head 8121-122 SDRF. Expenditure of ₹ 6.58 crore incurred on natural calamities was not set off against Major Head 2245 - Relief on account of Natural Calamities - 05 but through PLA account, opened for that purpose.

The State Government has not received any contribution from the Central Government towards NDRF.

(b) State Disaster Mitigation Fund (SDMF):

The State Disaster Mitigation Fund (SDMF) is to be constituted under section 48 (1) (c) of the Disaster Management Act, 2005. This Fund is exclusively for the purpose of mitigation project in respect of disaster covered under State Disaster Response Fund (SDRF)/National Disaster Response Fund (NDRF) guidelines and the State specific local disaster notified by the State Government from time to time. The State Government has created the SDMF vide Notification No.1/2/17/2018-RD/4088 dated 09 September 2022 under Major Head 8121-130 - State Disaster Mitigation Fund.

During the year 2022-23, the State Government received ₹ 3.60 crore as Central Government's share (₹ 2.40 crore for the previous year 2021-22 and ₹ 1.20 crore for the year 2022-23). The State Government's share during the year was ₹ 1.40 crore (₹ 0.60 crore for the year 2021-22 and ₹ 0.80 crore for the year 2022-23). The State Government transferred ₹ 5.00 crore (Central share ₹ 3.60 crore, State share ₹ 1.40 crore) and in addition to above, the State has also transferred ₹ 3.00 crore from SDRF to SDMF.

(c) State Compensatory Afforestation Fund:

In compliance with the instructions issued by the Ministry of Environment, Forest and Climate Change, Government of India, the State Governments are required to establish the State Compensatory Afforestation Fund under interest bearing section in Public Account of the State for amounts received from user agencies for undertaking Compensatory Afforestation. The moneys received by the State Governments from user agencies need to be credited in 'State Compensatory Afforestation Deposits' under interest bearing section in Public Account of the State at Minor head level below the Major Head 8336-Civil Deposits. As per Section 3 (4) of the Compensatory Afforestation Fund Act, 2016, 90 *per cent* of the fund needs to be transferred to the Major Head 8121-General and Other Reserve Funds in Public Account of State and balance 10 *per cent* to be credited into the National Fund on yearly basis provided that, the credit of 10 *per cent* Central share of funds should be ensured on monthly basis so that the same is transferred to the National Fund. However, this procedure was not followed by Government of Goa.

During the year 2022-23, the State Government has received ₹ 39.49 crore from the user agencies and same has been remitted/deposited by the user agencies in online mode in PARIVESH portal maintained by the Ministry of Environment, Forest and Climate Change. Hence, there was no credit under Major Head '8336-Civil Deposits' and under Major Head '8121 - General and Other Reserve Funds'. Also, there was no receipt from National Compensatory Afforestation Deposit. The total balance in the State Compensatory Afforestation Fund as on 31 March 2023 was ₹ 208.14 crore. During the year, the State Government paid ₹ 4.50 crore interest on State Compensatory Afforestation Fund deposits.

(B) Reserve Funds not bearing Interest:

(a) Consolidated Sinking Fund: The Government of Goa set up the Consolidated Sinking Fund in 1999-2000 for amortization of loans. According to the guidelines of the Fund, States may contribute a minimum of 0.5 per cent of their outstanding liabilities (internal debt + public account) as at the end of the previous year to the Consolidated Sinking Fund. In the year 2022-23, Government contributed ₹ 60.00 crore as against ₹ 145.59 crore it was required to contribute to the Fund. The total accumulation of the Fund was ₹ 832.62 crore as on 31 March 2023 (₹ 711.51 crore as on 31 March 2022).

(b) Guarantee Redemption Fund: The State Government constituted the Guarantee Redemption Fund to be administered by the RBI. The latest amendment to the Fund notification issued by the State Government, effective from the year 2015, stipulates that the State Government shall initially contribute a minimum of 1 *per cent* and thereafter at the rate of 0.5 *per cent* of outstanding guarantees at the end of the previous year to achieve a minimum level of 3 *per cent* in next five years. The Fund shall be gradually increased to a desirable level of 5 *per cent*. During the year, Government contributed ₹ 20.00 crore to the Fund. The total accumulation of the Fund was ₹ 400.82 crore as on 31 March 2023 (₹ 349.82 crore as on 31 March 2022).

Transactions in the Fund are depicted in Statements 21 and 22 of the Finance Accounts.

(c) Central Road and Infrastructure Fund (CRIF):

The erstwhile Central Road Fund (CRF) has been renamed as the Central Road and Infrastructure Fund (CRIF) vide GoI's Gazette notification dated 31 March 2018. The CRIF will be used for development and maintenance of National Highways, Railway projects, improvement of safety in Railways, State and Rural roads and other infrastructure, etc.

In terms of the extant accounting procedure, the grants received by the State from the Centre are to be initially booked as Revenue Receipts under Major Head 1601. Thereafter, the amount so received is to be transferred by the State Government to the Public Account under Major Head 8449 - 103 - Subventions from Central Road and Infrastructure Fund through functional Major Head(s).

During the year 2022-23, the State Government has not received grants towards CRIF.

(iii) Suspense and Remittance Balances:

The Finance Accounts reflect the net balances under Suspense and Remittance Heads. The outstanding balance under these heads, worked out by aggregating the outstanding debit and credit balances separately under various heads, was ₹ 2,698.22 crore (debit) under 8658 - Suspense Account and 8782 - Remittance Heads as on 31 March 2023 (₹ 1,314.85 crore (debit) as on 31 March 2022).

Non-clearance of outstanding balances under these heads affects the accuracy of receipt/expenditure figures and balances under different heads of Accounts (which are carried forward from year to year) of the State Government.

(iv) Cheques and Bills:

Credit balance under MH 8670 - Cheques and Bills indicates cheques issued but remaining un-encashed. The opening balance as on 01 April 2022 was ₹ 83.48 crore (Credit). During 2022-23, cheques worth ₹ 11,590.19 crore were issued, against which cheques worth ₹ 10,379.68 crore were encashed, leaving a closing balance of ₹ 1,293.99 crore (Credit) as on 31 March 2023. The closing balance

represents expenditure originally booked in various financial years under different functional Major Heads, which has not resulted in any cash outflow to the Government of Goa till 31 March 2023.

(v) Other Cess/fee/surcharge:

During the year 2022-23, the Government collected ₹ 77.00 crore (2021-22: ₹ 62.77 crore) being the collection of cess/fee/surcharge (other than Labour Cess). The entire amount of ₹ 77.00 crore (2021-22: ₹ 62.77 crore) was not transferred to the designated Fund by the State Government.

(vi) Adverse Balance:

There were no minus balances appearing in the accounts due to misclassification during the year 2022-23.

(vii) Cash Balance:

The Cash balance as on 31 March 2023 as per the records of Directorate of Accounts was ₹ 136.41 crore (Debit) and that reported by the RBI was ₹ 136.92 crore (Credit). There was a net difference of ₹ 0.51 crore (Credit), mainly due to Treasury/Bank difference. The difference was under reconciliation.

(The relevant figures are available in Statement No. 21 of the Finance Accounts.)

The Cash Balance as on 31 March 2022 as per record of Directorate of Accounts was ₹ 6.51 crore (Credit) and that reported by the RBI was ₹ 4.86 crore (Debit). There was a net difference of ₹ 1.65 crore (Debit), mainly due to Treasury/Bank difference.

The Cash balance of the State Government of Goa as on 31 March 2023, also includes a cash balance of ₹ 5.27 crore of Central share received up to 10 March 2023 by the State for CSSs. This amount is restricted for use by the State Government and was required to be transferred to State Nodal Agency of each CSS's Account within 21 days. As on 31 March 2022, no balances of Central Share of CSSs received up to 10 March 2022 by the State Government remained untransferred to the State Nodal Agencies.

6. Impact on revenue expenditure:

The impact on revenue expenditure of misclassifications/non-compliance to statutory provisions on the States' finances as brought out in the preceding paras is tabulated below:

Para Number	Item	Overstatement of revenue expenditure (₹ in crore)	Understatement of revenue expenditure (₹ in crore)
5 (v)	Non-Transfer of Cess/fee/surcharge	...	77.00
3 (viii)	Interest Adjustment	...	6.09
Total (Net) Impact	Overstatement/ Understatement	...	83.09